

**BUILDING SECTION 1**  
SCALE: 1/8" = 1'-0"

**SECTION NOTES**

- 202 CONCRETE SLAB. PROVIDE VAPOR RETARDER OVER SAND BASE AT OFFICE AREA PER SOILS REPORT. PROVIDE SEALER FOR CONCRETE FLOOR AREA IN WAREHOUSE.
- 203 EXTERIOR CONCRETE TILT PANEL WALL, PAINTED
- 305 SINGLE-PLY ROOFING OVER WOOD DECK.
- 408 METAL CANOPY - PAINTED.
- 410 FULLY SCREENED MECHANICAL UNIT BEYOND.
- 506 CONCRETE FOOTING.


**BUILDING SECTIONS**

DATE	REMARKS

PA/PM:	E. ZITNY
DRAWN BY.:	H.B.
JOB NO.:	PHX18-0006-00

SHEET  
**A5.1**

**THE LANDING**  
BUILDING 1  
EAST RAY ROAD  
MESA, ARIZONA 85212




**WARE MALCOMB**  
Leading Design for Commercial Real Estate

architecture  
planning  
interiors  
graphics  
civil engineering

8181 N. Via De Nogales  
Suite 100, AZ 85258  
P: 480.767.1004  
F: 480.907.2288

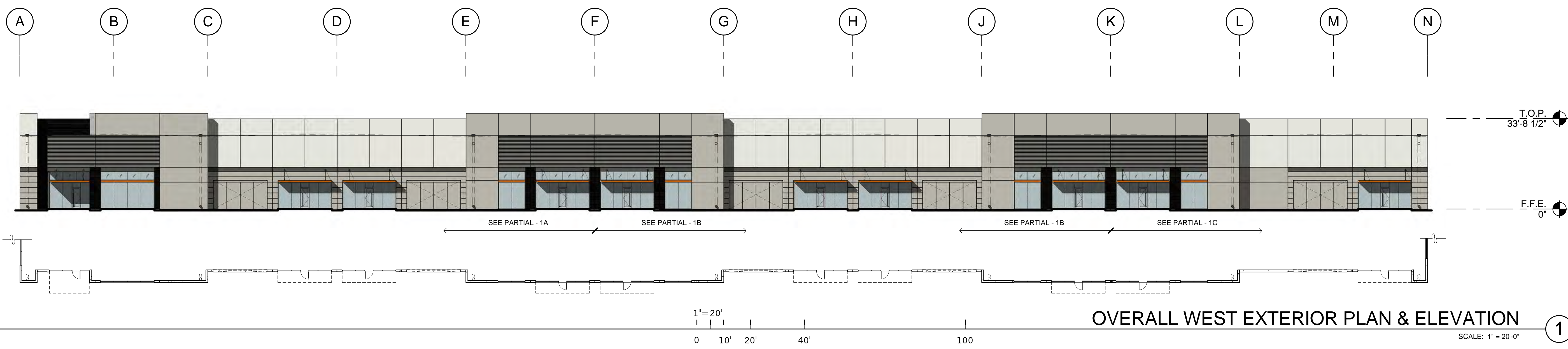




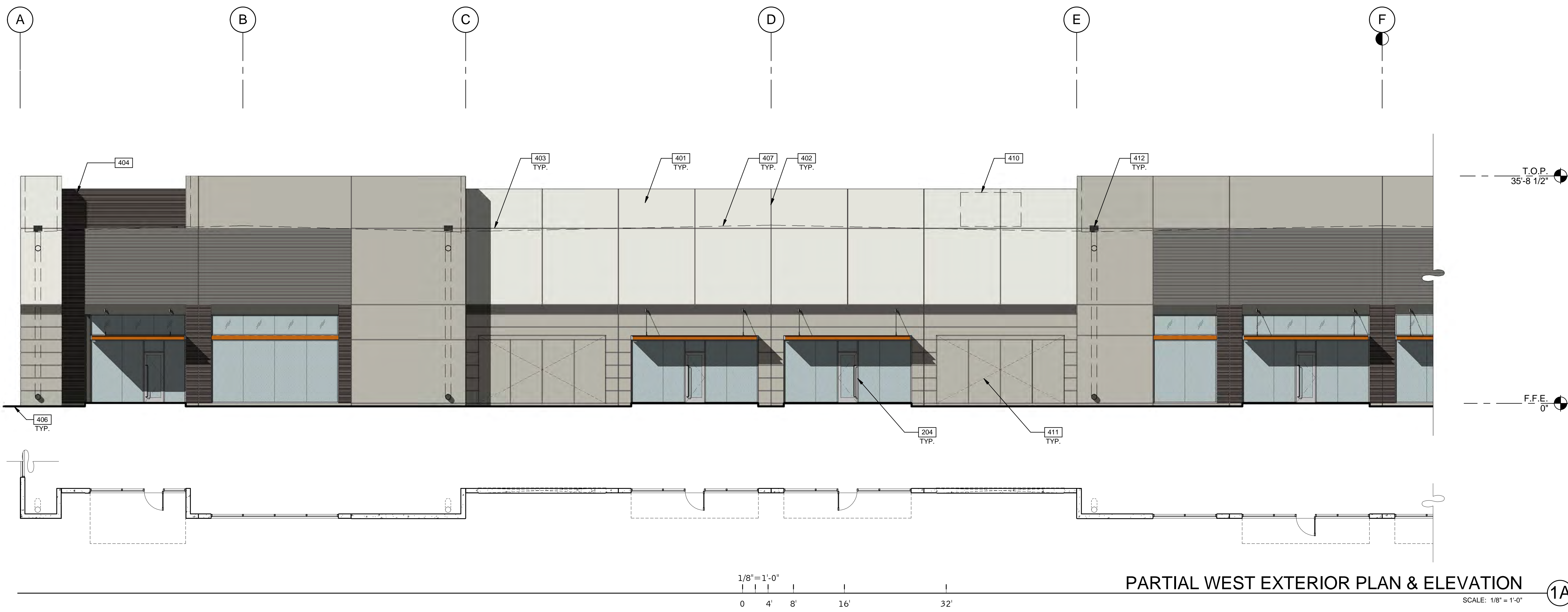
EXTERIOR ELEVATIONS	
DATE	REMARKS

PA/PM:	E. ZITNY
DRAWN BY.:	H.B.
JOB NO.:	PHX18-0006-00

THESE DRAWINGS AND SPECIFICATIONS ARE THE PROPERTY AND COPYRIGHT OF WARE MALCOMB AND SHALL NOT BE USED ON ANY OTHER WORK EXCEPT BY AGREEMENT WITH WARE MALCOMB. WRITTEN DIMENSIONS SHALL TAKE PRECEDENCE OVER SCALED DIMENSIONS AND SHALL BE KEPT ON THE JOB SITE. ANY DISCREPANCY SHALL BE BROUGHT TO THE ATTENTION OF WARE MALCOMB PRIOR TO THE COMMENCEMENT OF ANY WORK.



**OVERALL WEST EXTERIOR PLAN & ELEVATION** ①  
SCALE: 1" = 20'-0"



**PARTIAL WEST EXTERIOR PLAN & ELEVATION** ①A  
SCALE: 1/8" = 1'-0"

**LEGEND**

- GLASS:**
- VISION GLASS
  - TEMPERED GLASS
- ALL GLASS TO BE PPG AZURIA IN CLEAR ANODIZED STOREFRONT FRAME

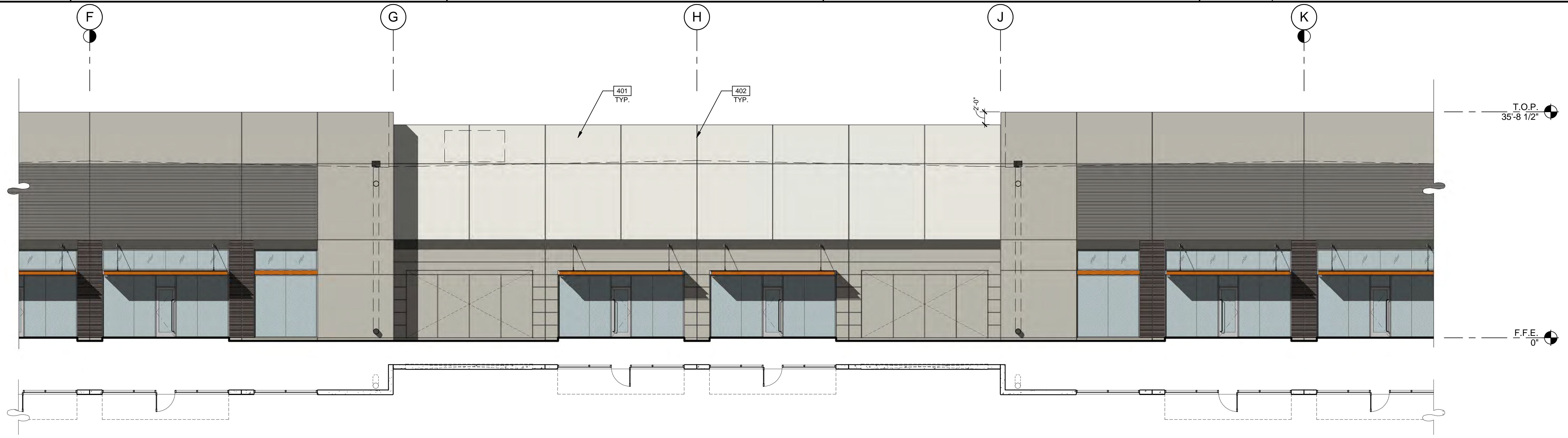
**COLOR LEGEND**

- COLORS:**  
PROVIDE 6'-0" WIDE PAINT COLOR MOCK-UP FULL HEIGHT OF BUILDING FOR OWNER/ARCHITECT REVIEW.
- A** BASE COLOR: DUNN EDWARDS CRYSTAL HAZE DE6219
  - B** SECONDARY COLOR: DUNN EDWARDS FLINTSTONE DE6221
  - C** ACCENT COLOR: DUNN EDWARDS ESPRESSO MACCHIATO DET680
  - D** ACCENT COLOR: FORMLINER PAINTED DUNN EDWARDS COAL MINER DET613
  - E** ACCENT COLOR: DUNN EDWARDS BLACK POOL DE6315
  - F** CANOPY: DUNN EDWARDS SWEET POTATOE DE5201

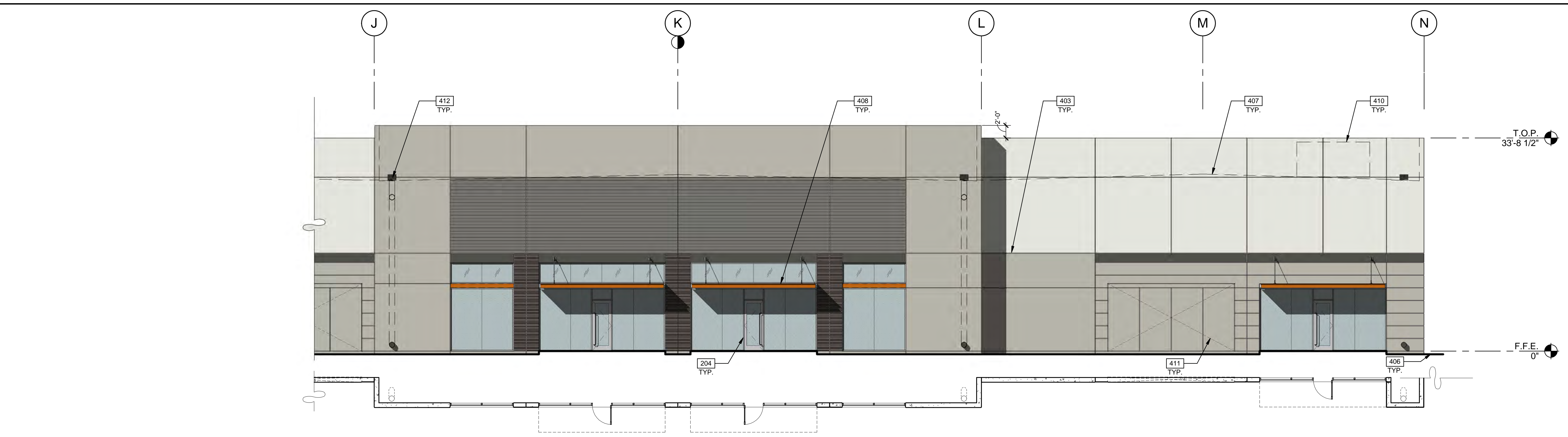
**ELEVATION NOTES**

- 204 ALUMINUM STOREFRONT SYSTEM WITH 1" INSULATED GLASS.
- 401 CONCRETE WALL, PAINTED.
- 402 CONCRETE WALL JOINT.
- 403 3/4" V-REVEAL.
- 404 RECESSED FORMLINER PANEL, SEE PLAN
- 406 FINISH GRADE, VARIES.
- 407 LINE OF ROOF BEYOND.
- 410 FULLY SCREENED MECHANICAL UNIT BEYOND.
- 411 KNOCK OUT PANEL FOR FUTURE STOREFRONT.
- 412 OVERFLOW SCUPPER.







PARTIAL WEST EXTERIOR PLAN & ELEVATION (1B) SCALE: 1/8" = 1'-0"



PARTIAL WEST EXTERIOR PLAN & ELEVATION (1C) SCALE: 1/8" = 1'-0"

**LEGEND**

- GLASS:**
-  VISION GLASS
  -  TEMPERED GLASS
- ALL GLASS TO BE PPG AZURIA IN CLEAR ANODIZED STOREFRONT FRAME

**COLOR LEGEND**

- COLORS:**  
 PROVIDE 6'-0" WIDE PAINT COLOR MOCK-UP FULL HEIGHT OF BUILDING FOR OWNER/ARCHITECT REVIEW.
- A** BASE COLOR: DUNN EDWARDS CRYSTAL HAZE DE6219
  - B** SECONDARY COLOR: DUNN EDWARDS FLINTSTONE DE6221
  - C** ACCENT COLOR: DUNN EDWARDS ESPRESSO MACCHIATO DET680
  - D** ACCENT COLOR: FORMLINER PAINTED DUNN EDWARDS COAL MINER DET613
  - E** ACCENT COLOR: DUNN EDWARDS BLACK POOL DE6315
  - F** CANOPY: DUNN EDWARDS SWEET POTATOE DE5201


**ELEVATION NOTES**

- 204 ALUMINUM STOREFRONT SYSTEM WITH 1" INSULATED GLASS.
- 401 CONCRETE WALL, PAINTED.
- 402 CONCRETE WALL JOINT.
- 403 3/4" V-REVEAL.
- 406 FINISH GRADE, VARIES.
- 407 LINE OF ROOF BEYOND.
- 408 METAL CANOPY - PAINTED.
- 410 FULLY SCREENED MECHANICAL UNIT BEYOND.
- 411 KNOCK OUT PANEL FOR FUTURE STOREFRONT.
- 412 OVERFLOW SCUPPER.

**WARE MALCOMB**  
 Leading Design for Commercial Real Estate

architecture  
 planning  
 interiors  
 graphics  
 civil engineering

8181 N. Via De Nogues  
 Suite 100, AZ 85226  
 P: 480.767.1001  
 F: 480.907.2288



**THE LANDING**  
 BUILDING 1  
 EAST RAY ROAD  
 MESA, ARIZONA 85212

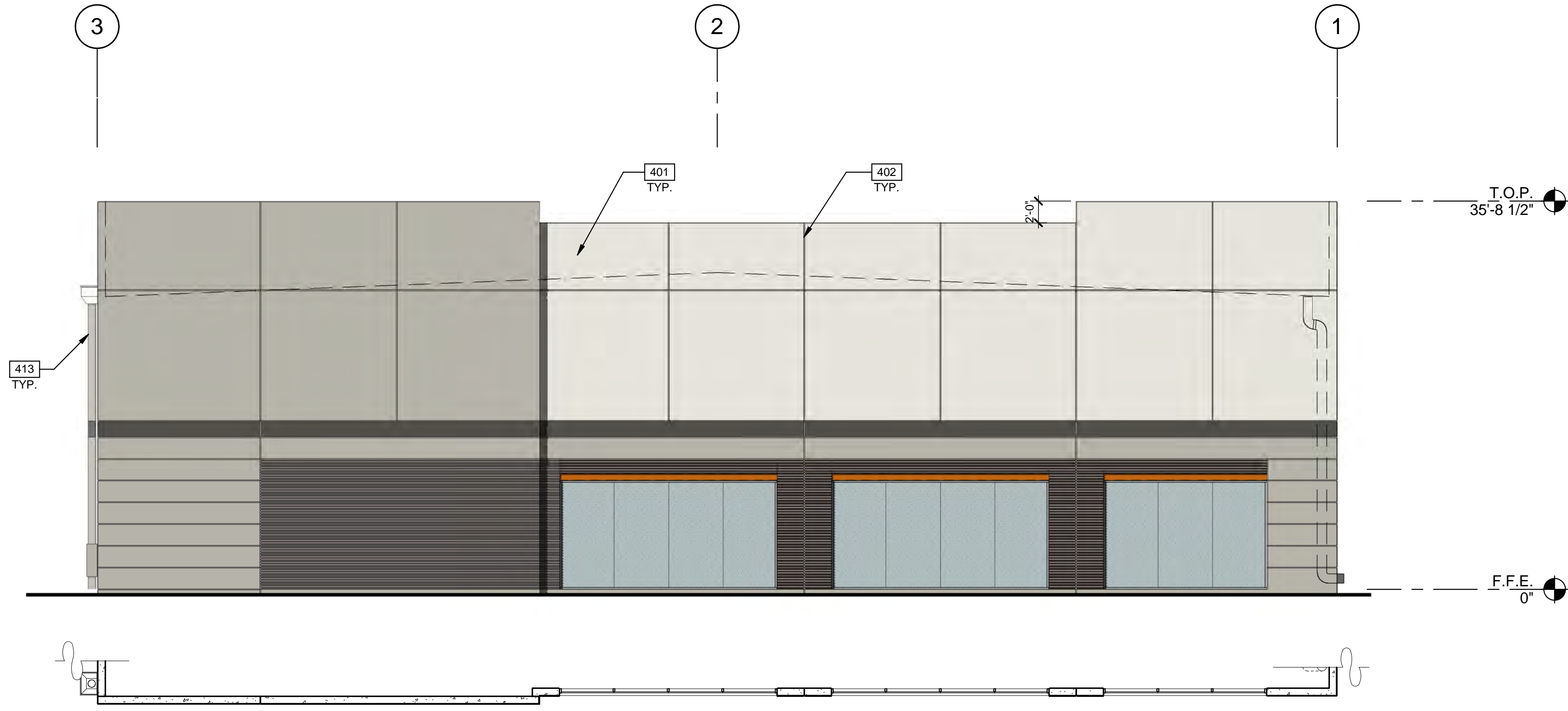
**EXTERIOR ELEVATIONS**

DATE	REMARKS

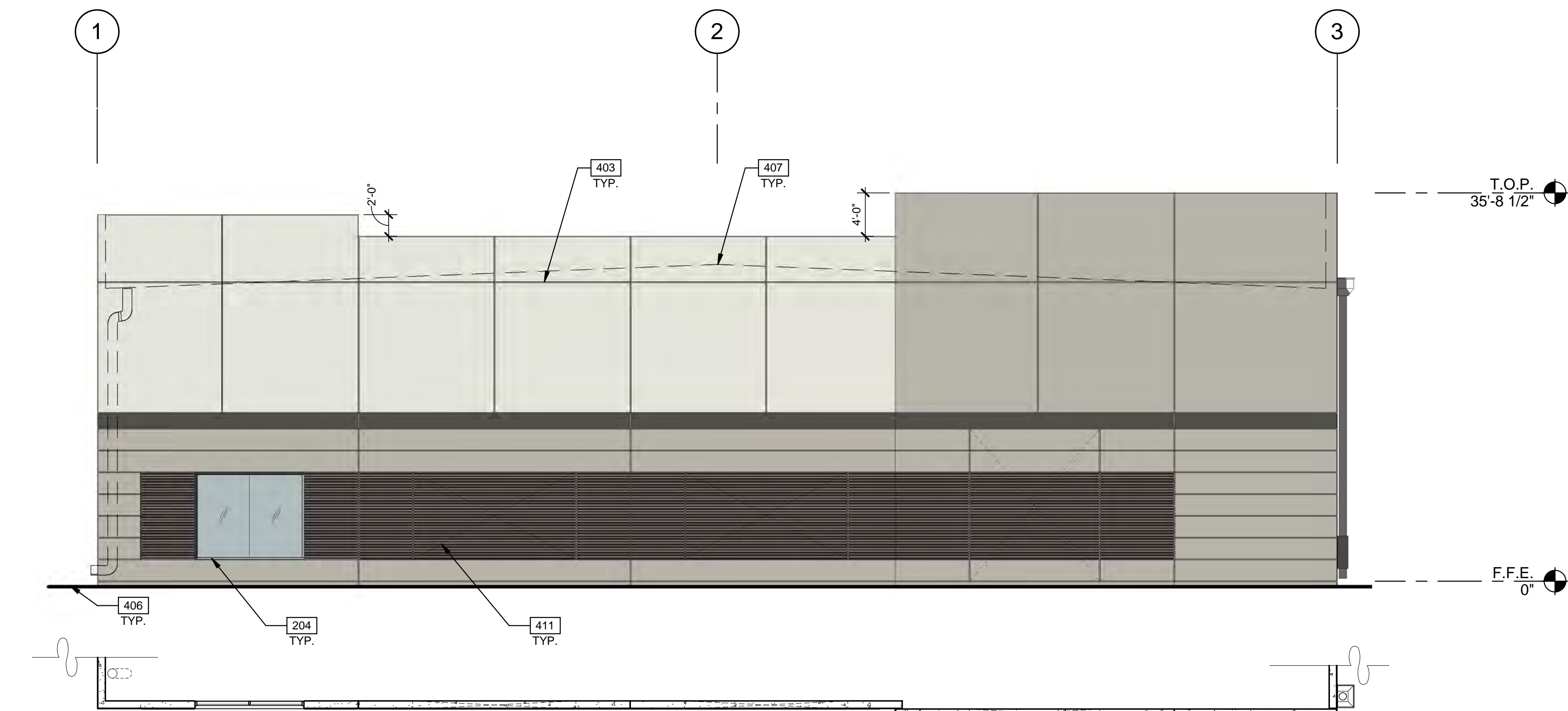
PA/PM:	E. ZITNY
DRAWN BY.:	H.B.
JOB NO.:	PHX18-0006-00

SHEET  
**A4.2**



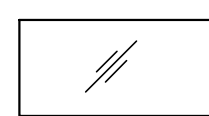
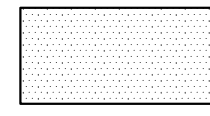


1/8" = 1'-0"  
0 4' 8' 16' 32'  
**NORTH EXTERIOR PLAN & ELEVATION**  
SCALE: 1/8" = 1'-0"



**SOUTH EXTERIOR PLAN & ELEVATION**  
SCALE: 1/8" = 1'-0"

**LEGEND**

- GLASS:**
-  VISION GLASS
  -  TEMPERED GLASS
- ALL GLASS TO BE PPG AZURIA IN CLEAR ANODIZED STOREFRONT FRAME

**COLOR LEGEND**

- COLORS:**  
PROVIDE 6'-0" WIDE PAINT COLOR MOCK-UP FULL HEIGHT OF BUILDING FOR OWNER/ARCHITECT REVIEW.
- A** BASE COLOR: DUNN EDWARDS CRYSTAL HAZE DE6219
  - B** SECONDARY COLOR: DUNN EDWARDS FLINTSTONE DE6221
  - C** ACCENT COLOR: DUNN EDWARDS ESPRESSO MACCHIATO DET680
  - D** ACCENT COLOR: FORMLINER PAINTED DUNN EDWARDS COAL MINER DET613
  - E** ACCENT COLOR: DUNN EDWARDS BLACK POOL DE6315
  - F** CANOPY: DUNN EDWARDS SWEET POTATOE DE5201

**ELEVATION NOTES**

- 204 ALUMINUM STOREFRONT SYSTEM WITH 1" INSULATED GLASS.
- 401 CONCRETE WALL, PAINTED.
- 402 CONCRETE WALL JOINT.
- 403 3/4" V-REVEAL.
- 406 FINISH GRADE, VARIES.
- 407 LINE OF ROOF BEYOND.
- 411 KNOCK OUT PANEL FOR FUTURE STOREFRONT.
- 413 DRAIN LEADER. PAINTED TO MATCH ADJACENT WALL.

**WARE MALCOMB**  
Leading Design for Commercial Real Estate

architecture  
planning  
interiors  
graphics  
civil engineering  
8181 N. Via De Nogales  
Suite 100, AZ 85226  
P: 480.767.1001  
F: 480.907.2288



**THE LANDING**  
BUILDING 1  
EAST RAY ROAD  
MESA, ARIZONA 85212

**EXTERIOR ELEVATIONS**

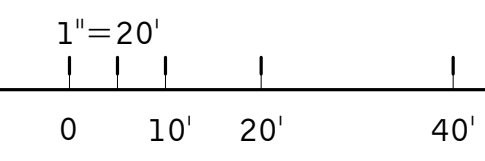
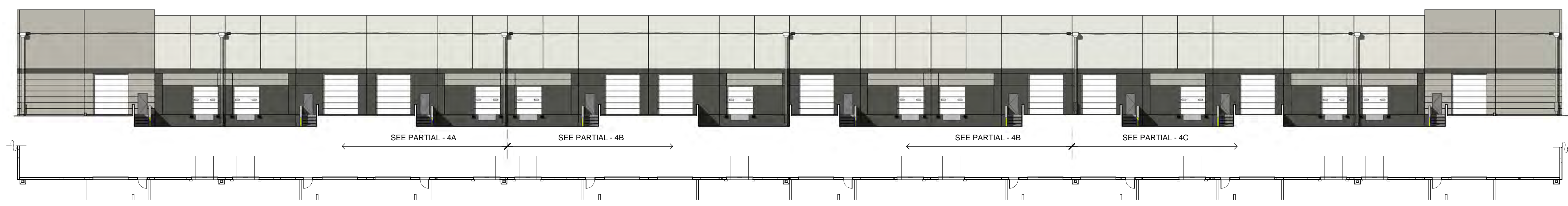
DATE	REMARKS

PA/PM:	E. ZITNY
DRAWN BY:	H.B.
JOB NO.:	PHX18-0006-00

SHEET  
**A4.3**



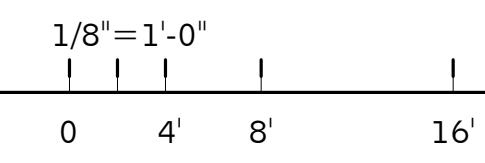
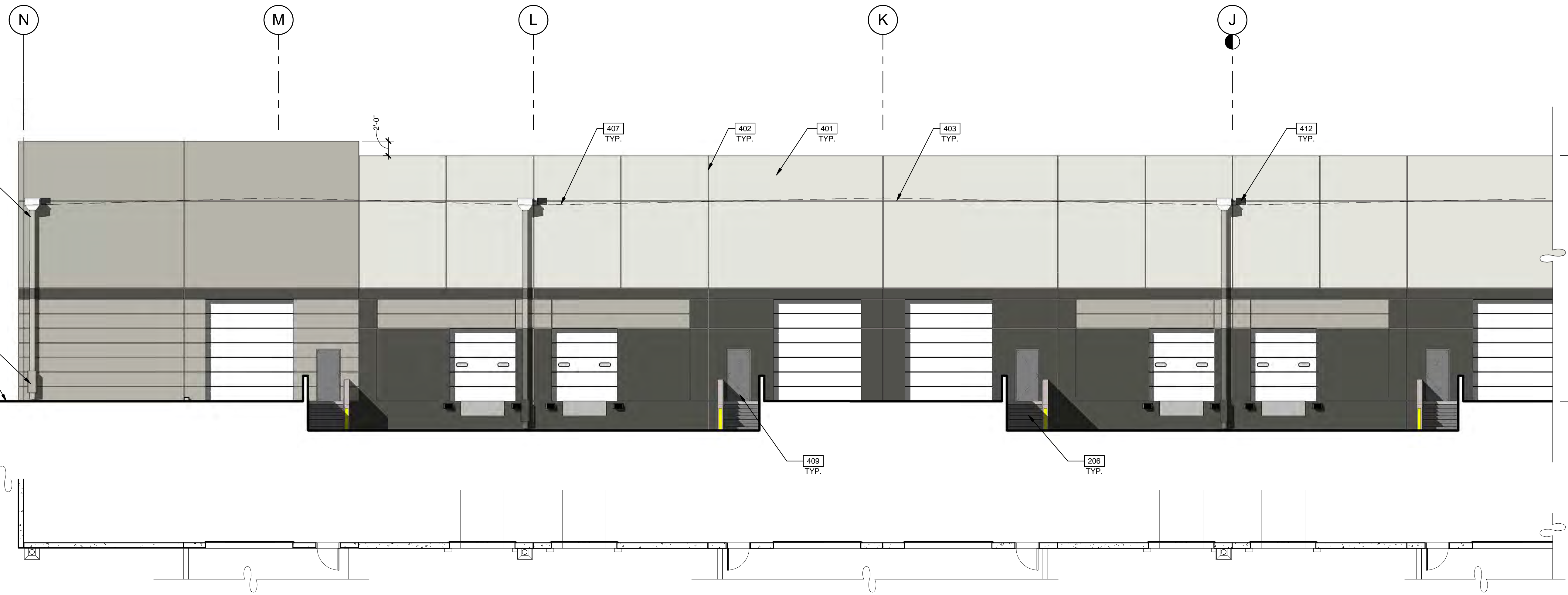
N M L K J H G F E D C B A



OVERALL EAST EXTERIOR PLAN & ELEVATION

SCALE: 1" = 20'-0"

4



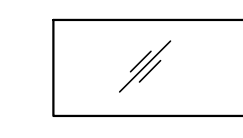
PARTIAL EAST EXTERIOR PLAN & ELEVATION

SCALE: 1/8" = 1'-0"

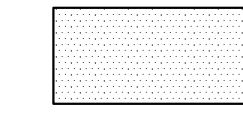
4A

**LEGEND**

**GLASS:**



VISION GLASS



TEMPERED GLASS

ALL GLASS TO BE PPG AZURIA IN CLEAR ANODIZED STOREFRONT FRAME

**COLOR LEGEND**

**COLORS:**

PROVIDE 6'-0" WIDE PAINT COLOR MOCK-UP FULL HEIGHT OF BUILDING FOR OWNER/ARCHITECT REVIEW.


- A BASE COLOR: DUNN EDWARDS CRYSTAL HAZE DE6219
- B SECONDARY COLOR: DUNN EDWARDS FLINTSTONE DE6221
- C ACCENT COLOR: DUNN EDWARDS ESPRESSO MACCHIATO DET680
- D ACCENT COLOR: FORMLINER PAINTED DUNN EDWARDS COAL MINER DET613
- E ACCENT COLOR: DUNN EDWARDS BLACK POOL DE6315
- F CANOPY: DUNN EDWARDS SWEET POTATOE DE5201

**ELEVATION NOTES**

- 206 EXTERIOR STEEL STAIR, BOLTED TO TILT PANEL/ GRADE RAMP WALL
- 401 CONCRETE WALL, PAINTED.
- 402 CONCRETE WALL JOINT.
- 403 3/4" V-REVEAL.
- 406 FINISH GRADE, VARIES.
- 407 LINE OF ROOF BEYOND.
- 409 METAL MAN DOOR, PAINTED.
- 412 OVERFLOW SCUPPER.
- 413 DRAIN LEADER. PAINTED TO MATCH ADJACENT WALL.
- 414 DOWNSPOUT GAURD. PAINTED TO MATCH ADJACENT WALL.

**WARE MALCOMB**  
Leading Design for Commercial Real Estate

architecture  
planning  
interiors  
graphics  
civil engineering  
8181 N. Via De Negocio  
Suite 100, AZ 85238  
P: 480.767.1001  
F: 480.907.2288



**THE LANDING**  
BUILDING 1  
EAST RAY ROAD  
MESA, ARIZONA 85212

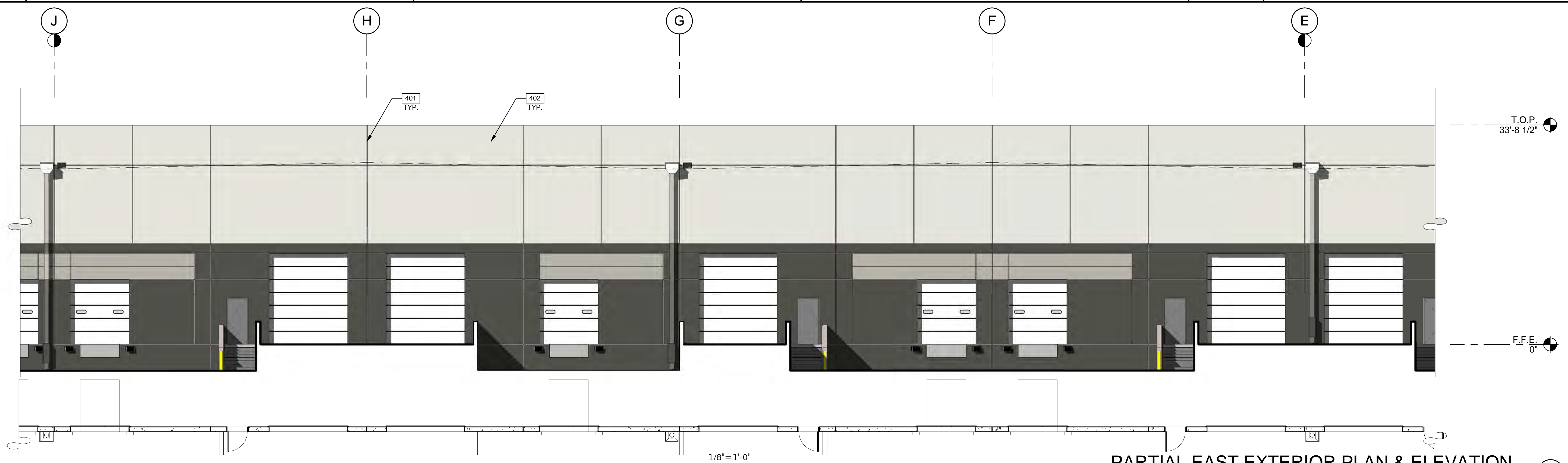
**EXTERIOR ELEVATIONS**

DATE	REMARKS

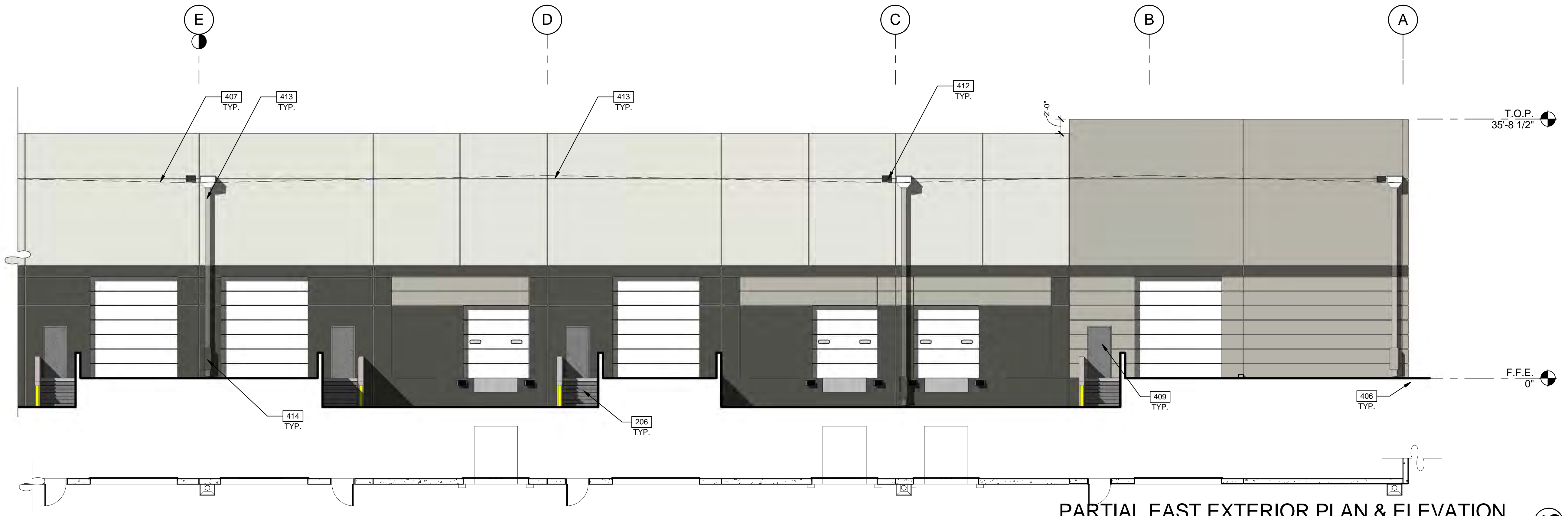
PA/PM:	E. ZITNY
DRAWN BY.:	H.B.
JOB NO.:	PHX18-0006-00

SHEET  
**A4.4**







PARTIAL EAST EXTERIOR PLAN & ELEVATION 4B

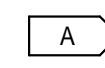



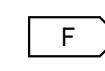



PARTIAL EAST EXTERIOR PLAN & ELEVATION 4C

**LEGEND**

- GLASS:**
-  VISION GLASS
  -  TEMPERED GLASS
- ALL GLASS TO BE PPG AZURIA IN CLEAR ANODIZED STOREFRONT FRAME

**COLOR LEGEND**


- COLORS:**  
 PROVIDE 6'-0" WIDE PAINT COLOR MOCK-UP FULL HEIGHT OF BUILDING FOR OWNER/ARCHITECT REVIEW.
-  A BASE COLOR: DUNN EDWARDS CRYSTAL HAZE DE6219
  -  B SECONDARY COLOR: DUNN EDWARDS FLINTSTONE DE6221
  -  C ACCENT COLOR: DUNN EDWARDS ESPRESSO MACCHIATO DET680
  -  D ACCENT COLOR: FORMLINER PAINTED DUNN EDWARDS COAL MINER DET613
  -  E ACCENT COLOR: DUNN EDWARDS BLACK POOL DE6315
  -  F CANOPY: DUNN EDWARDS SWEET POTATOE DE5201

**ELEVATION NOTES**

- 206 EXTERIOR STEEL STAIR, BOLTED TO TILT PANEL/ GRADE RAMP WALL
- 401 CONCRETE WALL, PAINTED.
- 402 CONCRETE WALL JOINT.
- 406 FINISH GRADE, VARIES.
- 407 LINE OF ROOF BEYOND.
- 409 METAL MAN DOOR, PAINTED.
- 412 OVERFLOW SCUPPER.
- 413 DRAIN LEADER, PAINTED TO MATCH ADJACENT WALL.
- 414 DOWNSPOUT GAURD, PAINTED TO MATCH ADJACENT WALL.

**WARE MALCOMB**  
 Leading Design for Commercial Real Estate

architecture  
 planning  
 interiors  
 graphics  
 civil engineering  
 8181 N. Via De Negocio  
 Suite 100, AZ 85226  
 P: 480.767.1004  
 F: 480.907.2288




**THE LANDING**  
 BUILDING 1  
 EAST RAY ROAD  
 MESA, ARIZONA 85212

EXTERIOR ELEVATIONS	
DATE	REMARKS

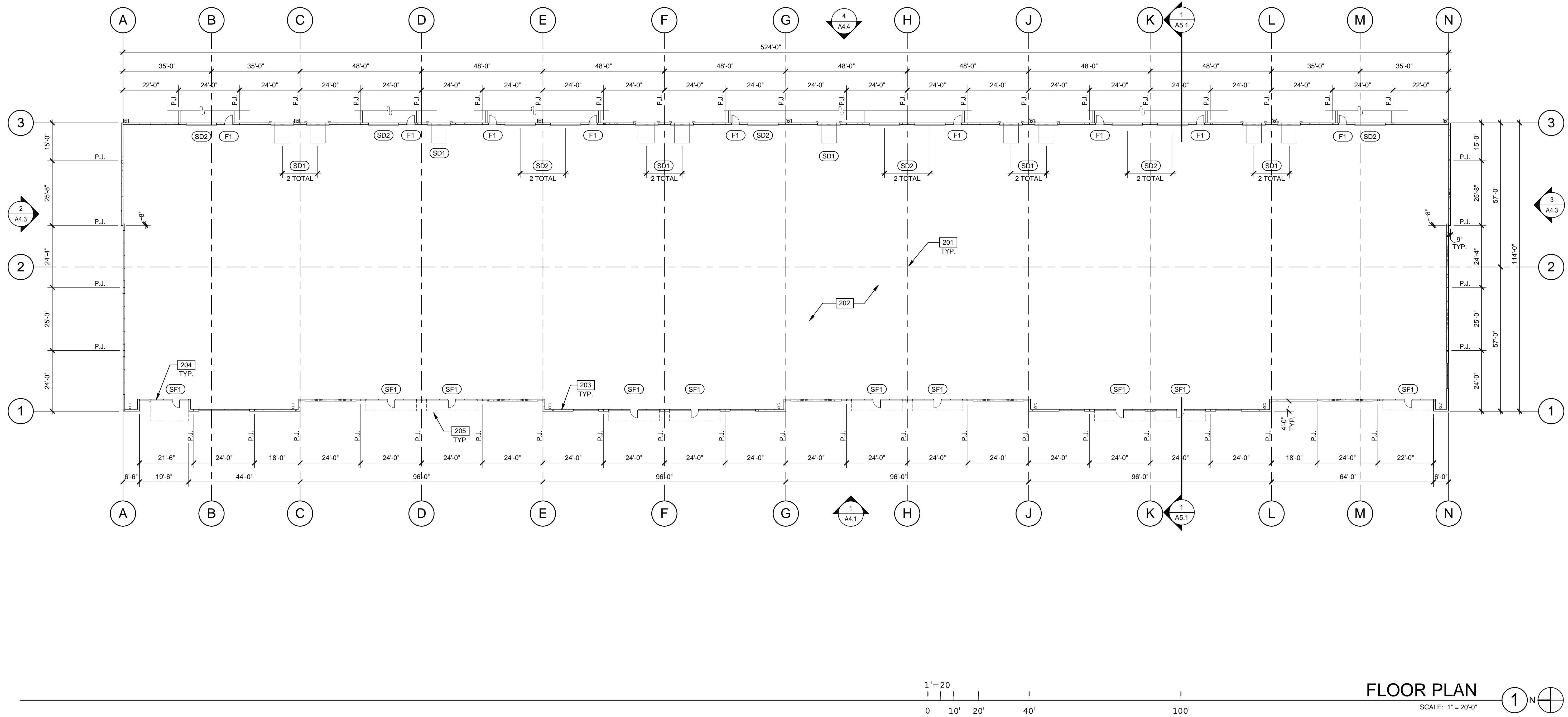
PA/PM:	E. ZITNY
DRAWN BY.:	H.B.
JOB NO.:	PHX18-0006-00

SHEET  
**A4.5**





**THE LANDING**  
BUILDING 1  
EAST RAY ROAD  
MESA, ARIZONA 85212



**FLOOR PLAN NOTES**

- 201 STRUCTURAL COLUMN, FACTORY PRIME GRAY. CONCRETE SLAB. PROVIDE VAPOR RETARDER OVER SAND BASE AT OFFICE AREA PER SOILS REPORT. PROVIDE SEALER FOR CONCRETE FLOOR AREA IN WAREHOUSE.
- 202 EXTERIOR CONCRETE TILT PANEL WALL, PAINTED
- 204 ALUMINUM STOREFRONT SYSTEM WITH 1" INSULATED GLASS.
- 205 METAL CANOPY ABOVE, SEE ELEVATIONS.

**DOOR TYPES**

**(SF1)** 3'-0" x 8'-0" CLEAR ANOD. ALUM. STOREFRONT DOOR W/TEMPERED GLAZING (NARROW STILE)

FRAME: MANUFACTURER

**HARDWARE:**  
2 SETS PIVOT SET  
2 SETS INTER PIVOT  
1 EA EXIT DEVICE  
1 EA MORTISE CYLINDER  
2 SETS OFFSET PULL  
2 EA OH CLOSER  
1 EA THRESHOLD  
1 EA DECAL

NOTE: WEATHERSEAL BY DOOR MANUFACTURER

**(F1)** 3'-0" x 7'-0" PAINTED INSULATED HOLLOW METAL DOOR

FRAME: PAINTED HOLLOW METAL

**HARDWARE:**  
3 EA HINGES  
1 EA EXIT DEVICE  
1 EA CYLINDER  
1 EA CLOSER  
1 EA PERIMETER SEAL  
1 EA BOTTOM DRIP  
1 EA THRESHOLD  
1 EA LOCK GUARD  
1 EA HVY DUTY FLOOR STOP

**(SD1)** 9'-0" x 10'-0" DOCK HIGH SECTIONAL VERTICAL LIFT OVERHEAD DOOR W/ FACTORY PAINTED FINISH.

**(SD2)** 12'-0" x 14'-0" SECTIONAL VERTICAL LIFT OVERHEAD DOOR W/ FACTORY PAINTED FINISH

**HARDWARE:**  
1 EA SLIDE BOLT  
1 EA PAD LOCK

FOR (SD1)  
FOR (SD2)

**WALL LEGEND**

- CONCRETE TILT PANEL

**DOOR NOTES**

**BUTT HINGES:**  
SOSIS - STANDARD WEIGHT, PLAIN BEARING, STEEL HINGES OR APPROVED EQUAL.  
ALL EXTERIOR OUTSWING DOOR BUTTS SHALL BE MADE OF NON-FERROUS MATERIAL AND SHALL HAVE STAINLESS STEEL HINGE PINS.

**VON DUPRIN 99 SERIES PANIC DEVICE OR APPROVED EQUAL.**  
**CLOSING DEVICES:** NORTON 8500 BF SERIES OR APPROVED EQUAL  
**STOPS:** TRIMCO W1200 SERIES DOOR STOP  
**SLIDE BOLT AND PAD LOCK:** INSTALL SLIDE BOLT ABOVE LEVEL OF DOOR GUARD


FLOOR PLAN	
DATE	REMARKS

PA/PM:	E. ZITNY
DRAWN BY:	H.B.
JOB NO.:	PHX18-0006-00

SHEET  
**A2.1**

**WARE MALCOMB**  
Leading Design for Commercial Real Estate

architecture  
planning  
interiors  
graphics  
civil engineering  
8181 N. Via De Nogales  
Suite 100, AZ 85258  
P: 480.767.1001  
F: 480.907.2288



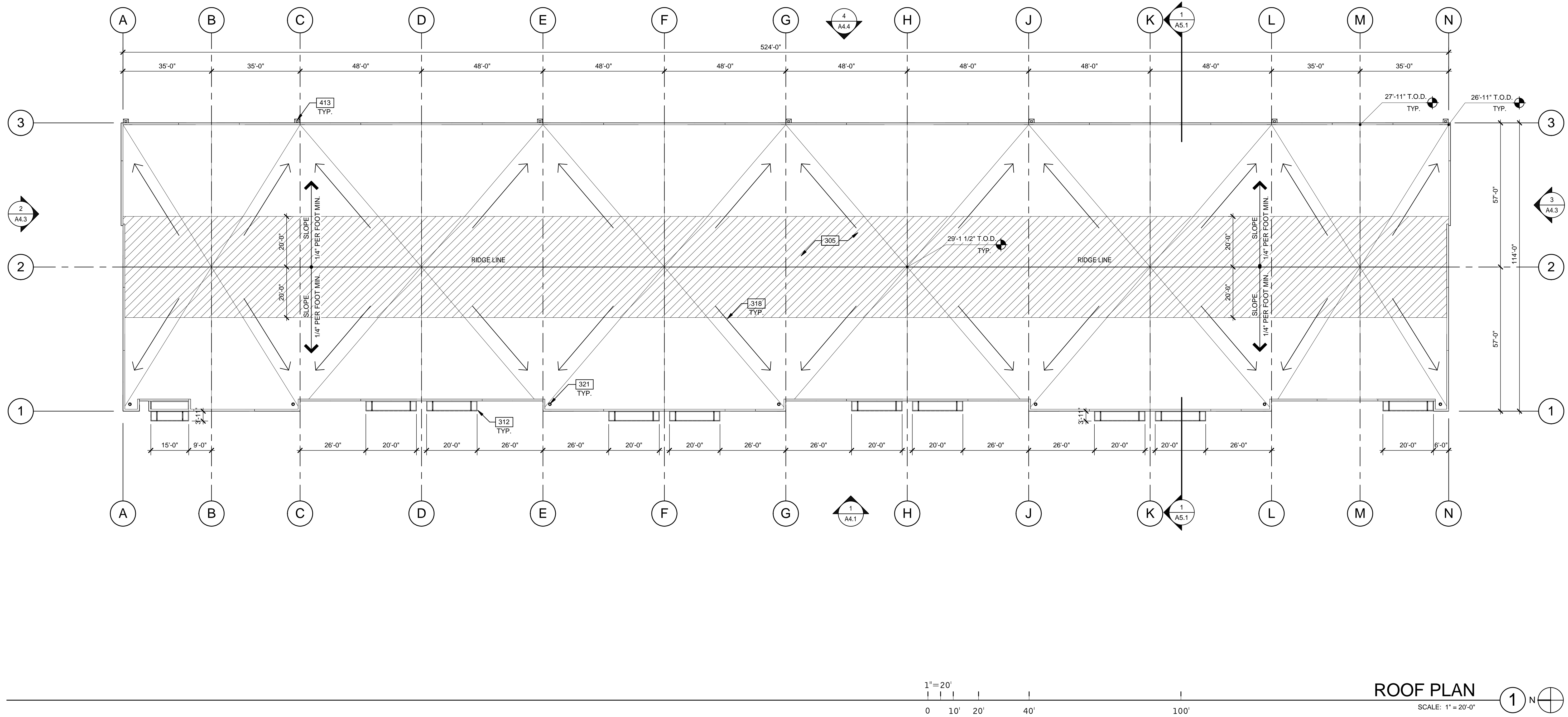
**THE LANDING**  
BUILDING 1  
EAST RAY ROAD  
MESA, ARIZONA 85212

ROOF PLAN	
DATE	REMARKS

PA/PM:	E. ZITNY
DRAWN BY.:	H.B.
JOB NO.:	PHX18-0006-00

SHEET  
**A3.1**

THESE DRAWINGS AND SPECIFICATIONS ARE THE PROPERTY AND COPYRIGHT OF WARE MALCOMB AND SHALL NOT BE USED ON ANY OTHER WORK EXCEPT BY AGREEMENT WITH WARE MALCOMB. WRITTEN DIMENSIONS SHALL TAKE PRECEDENCE OVER SCALED DIMENSIONS AND SHALL BE REFERRED ON THE JOB SITE. ANY DISCREPANCY SHALL BE BROUGHT TO THE NOTICE OF WARE MALCOMB PRIOR TO THE COMMENCEMENT OF ANY WORK.

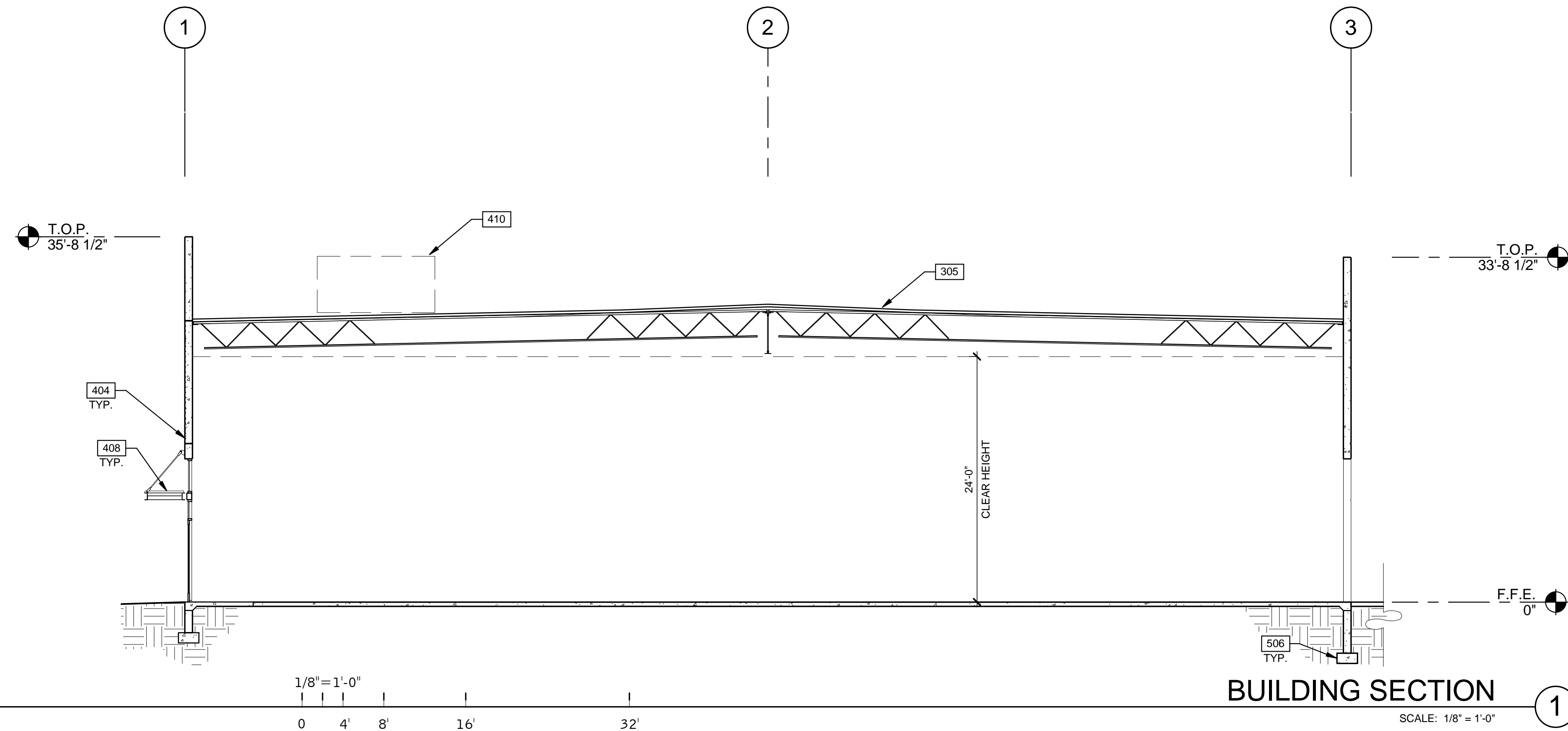


- NOTES**
- 305 SINGLE-PLY ROOFING OVER WOOD DECK.
  - 312 ROOF CANOPY BELOW.
  - 318 FLOW LINE TO DRAIN.
  - 321 ROOF DRAIN AND OVERFLOW SCUPPER.
  - 413 DRAIN LEADER. PAINTED TO MATCH ADJACENT WALL.

- ABBREVIATIONS**
- T.O.P. = TOP OF PARAPET
  - H.P. = TOP OF ROOFING - HIGH POINT
  - M.P. = TOP OF ROOFING - MID POINT
  - L.P. = TOP OF ROOFING - LOW POINT

- LEGEND**
- HATCH INDICATES AREA NOT FULLY SCREENED BY PARAPET. MECHANICAL UNITS NOT PERMITTED.





**BUILDING SECTION** ①  
SCALE: 1/8" = 1'-0"


1/8" = 1'-0"  
0 4' 8' 16' 32'

**SECTION NOTES**

- 305 SINGLE-PLY ROOFING OVER WOOD DECK.
- 404 RECESSED FORMLINER PANEL, SEE PLAN
- 408 METAL CANOPY - PAINTED.
- 410 FULLY SCREENED MECHANICAL UNIT BEYOND.
- 506 CONCRETE FOOTING.

**WARE MALCOMB**  
Leading Design for Commercial Real Estate

architecture  
planning  
interiors  
graphics  
civil engineering  
8181 N. Via De Negocio  
Suite 102, 85258  
Phoenix, AZ 85028  
P 480.720.1001  
F 480.907.2288



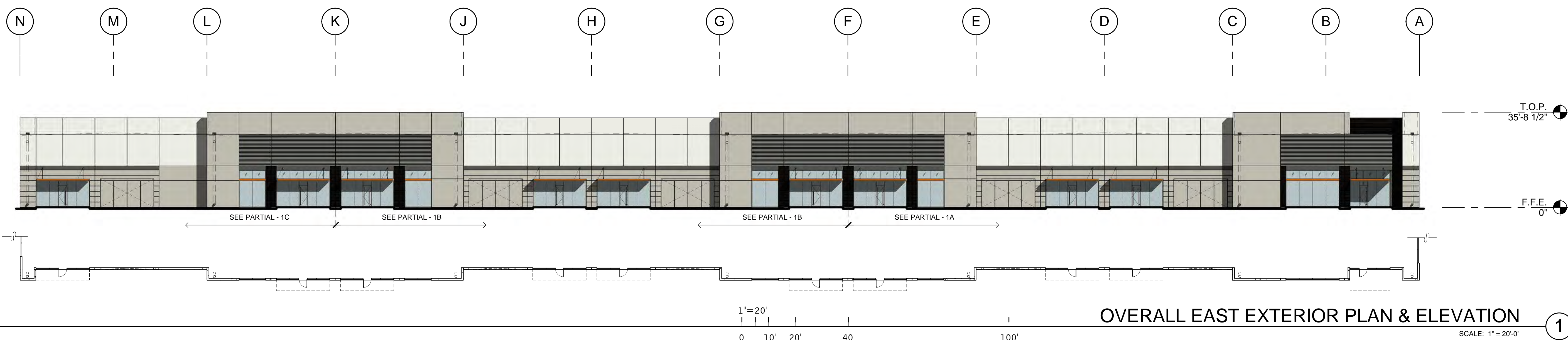
**THE LANDING**  
BUILDING 2  
EAST RAY ROAD  
MESA, ARIZONA 85212

BUILDING SECTIONS	
DATE	REMARKS

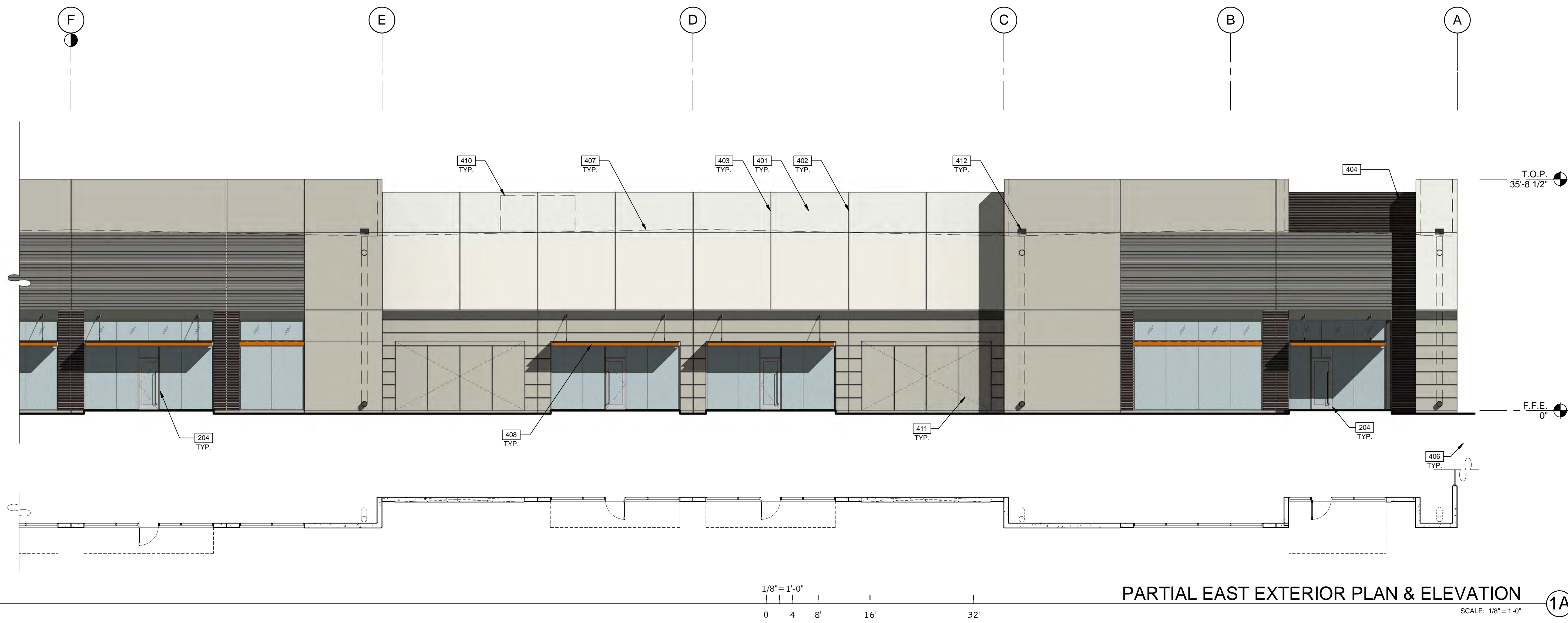
PA/PM:	E. ZITNY
DRAWN BY.:	H.B.
JOB NO.:	PHX18-0006-00

SHEET  
**A5.1**



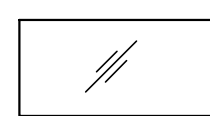
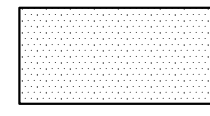


OVERALL EAST EXTERIOR PLAN & ELEVATION 1  
SCALE: 1" = 20'-0"



PARTIAL EAST EXTERIOR PLAN & ELEVATION 1A  
SCALE: 1/8" = 1'-0"

**LEGEND**

- GLASS:**
-  VISION GLASS
  -  TEMPREP GLASS: PPG AZURIA
- ALL GLASS TO BE PPG AZURIA IN CLEAR ANODIZED STOREFRONT FRAME

**COLOR LEGEND**

- COLORS:**  
PROVIDE 6'-0" WIDE PAINT COLOR MOCK-UP FULL HEIGHT OF BUILDING FOR OWNER/ARCHITECT REVIEW.
- A** BASE COLOR: DUNN EDWARDS CRYSTAL HAZE DE6219
  - B** SECONDARY COLOR: DUNN EDWARDS FLINTSTONE DE6221
  - C** ACCENT COLOR: DUNN EDWARDS ESPRESSO MACCHIATO DET680
  - D** ACCENT COLOR: FORMLINER PAINTED DUNN EDWARDS COAL MINER DET613
  - E** ACCENT COLOR: DUNN EDWARDS BLACK POOL DE6315
  - F** CANOPY: DUNN EDWARDS SWEET POTATOE DE5201


**ELEVATION NOTES**

- 204 ALUMINUM STOREFRONT SYSTEM WITH 1" INSULATED GLASS.
- 401 CONCRETE WALL, PAINTED.
- 402 CONCRETE WALL JOINT.
- 403 3/4" V-REVEAL.
- 404 RECESSED FORMLINER PANEL, SEE PLAN
- 406 FINISH GRADE, VARIES.
- 407 LINE OF ROOF BEYOND.
- 408 METAL CANOPY - PAINTED.
- 410 FULLY SCREENED MECHANICAL UNIT BEYOND.
- 411 KNOCK OUT PANEL FOR FUTURE STOREFRONT.
- 412 OVERFLOW SCUPPER.

**WARE MALCOMB**  
Leading Design for Commercial Real Estate

architecture  
planning  
interiors  
graphics  
civil engineering

8181 N. Vía De Negocio  
Suite 102, 85226  
Phoenix, AZ 85028  
P: 480.750.1001  
F: 480.907.2288



**THE LANDING**  
BUILDING 2  
EAST RAY ROAD  
MESA, ARIZONA 85212

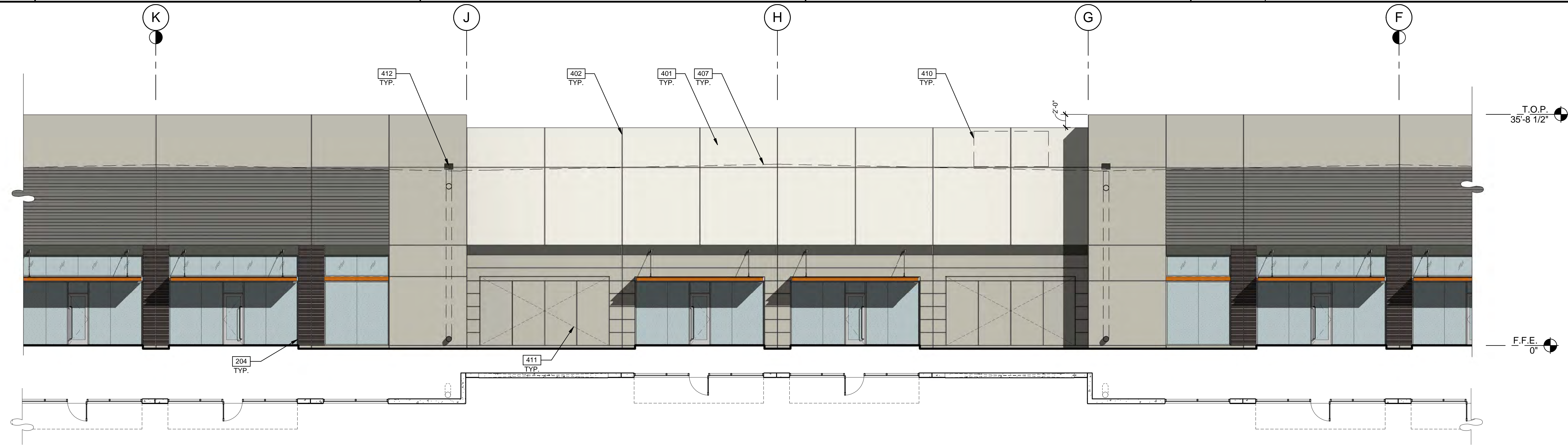
**EXTERIOR ELEVATIONS**

DATE	REMARKS

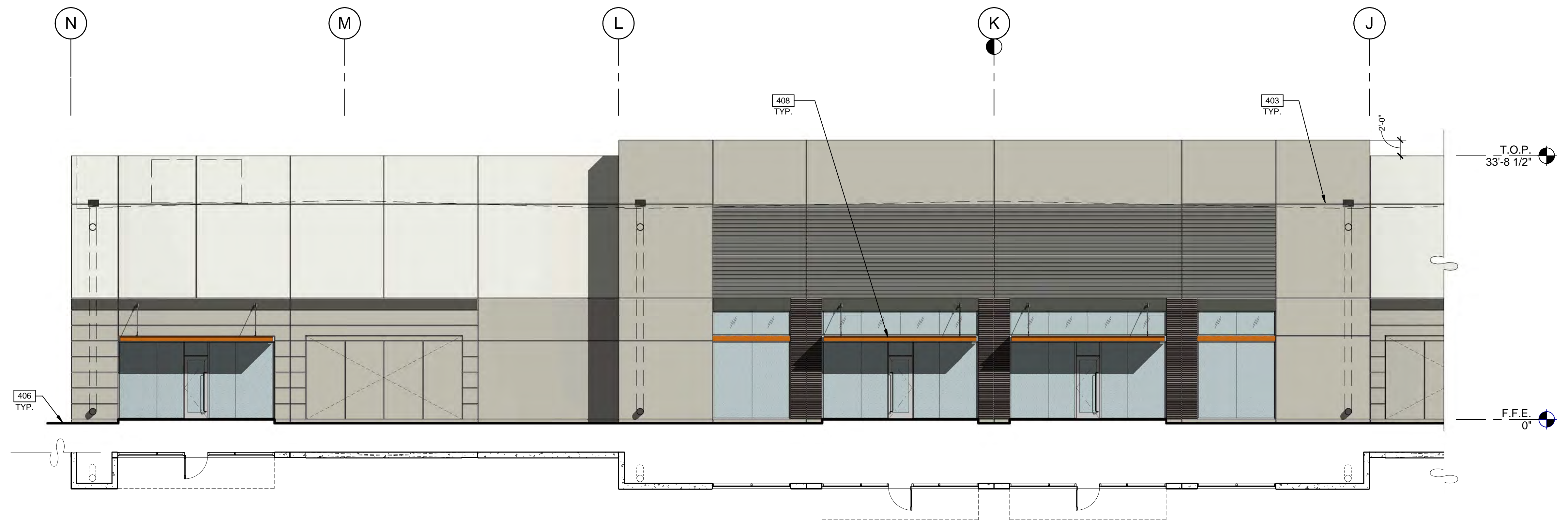
PA/PM:	E. ZITNY
DRAWN BY.:	H.B.
JOB NO.:	PHX18-0006-00

SHEET  
**A4.1**





1/8" = 1'-0"  
0 4' 8' 16' 32'  
**PARTIAL EAST EXTERIOR PLAN & ELEVATION** (1B)  
SCALE: 1/8" = 1'-0"



**PARTIAL EAST EXTERIOR PLAN & ELEVATION** (1C)  
SCALE: 1/8" = 1'-0"

**LEGEND**

- GLASS:**
- VISION GLASS
  - TEMPERED GLASS: PPG AZURIA
- ALL GLASS TO BE PPG AZURIA IN CLEAR ANODIZED STOREFRONT FRAME

**COLOR LEGEND**

- COLORS:**  
PROVIDE 6'-0" WIDE PAINT COLOR MOCK-UP FULL HEIGHT OF BUILDING FOR OWNER/ARCHITECT REVIEW.
- A** BASE COLOR: DUNN EDWARDS CRYSTAL HAZE DE6219
  - B** SECONDARY COLOR: DUNN EDWARDS FLINTSTONE DE6221
  - C** ACCENT COLOR: DUNN EDWARDS ESPRESSO MACCHIATO DET680
  - D** ACCENT COLOR: FORMLINER PAINTED DUNN EDWARDS COAL MINER DET613
  - E** ACCENT COLOR: DUNN EDWARDS BLACK POOL DE6315
  - F** CANOPY: DUNN EDWARDS SWEET POTATOE DE5201

**ELEVATION NOTES**

- 204 ALUMINUM STOREFRONT SYSTEM WITH 1" INSULATED GLASS.
- 401 CONCRETE WALL, PAINTED.
- 402 CONCRETE WALL JOINT.
- 403 3/4" V-REVEAL.
- 406 FINISH GRADE, VARIES.
- 407 LINE OF ROOF BEYOND.
- 408 METAL CANOPY - PAINTED.
- 410 FULLY SCREENED MECHANICAL UNIT BEYOND.
- 411 KNOCK OUT PANEL FOR FUTURE STOREFRONT OVERFLOW SCUPPER.
- 412

**WARE MALCOMB**  
Leading Design for Commercial Real Estate

architecture  
planning  
interiors  
graphics  
civil engineering  
8181 N. Vía De Negocio  
Suite 12, 85256  
Phoenix, AZ 85028  
P: 480.750.1041  
F: 480.907.2288



**THE LANDING**  
BUILDING 2  
EAST RAY ROAD  
MESA, ARIZONA 85212

**EXTERIOR ELEVATIONS**

DATE	REMARKS

PA/PM:	E. ZITNY
DRAWN BY:	H.B.
JOB NO.:	PHX18-0006-00

SHEET  
**A4.2**





**SOUTH EXTERIOR PLAN & ELEVATION**

1/8" = 1'-0"  
0 4' 8' 16' 32'

SCALE: 1/8" = 1'-0"



**NORTH EXTERIOR PLAN & ELEVATION**

SCALE: 1/8" = 1'-0"

**LEGEND**

- GLASS:**
- VISION GLASS
  - TEMPRED GLASS: PPG AZURIA
- ALL GLASS TO BE PPG AZURIA IN CLEAR ANODIZED STOREFRONT FRAME

**COLOR LEGEND**

- COLORS:**  
PROVIDE 6'-0" WIDE PAINT COLOR MOCK-UP FULL HEIGHT OF BUILDING FOR OWNER/ARCHITECT REVIEW.
- A** BASE COLOR: DUNN EDWARDS CRYSTAL HAZE DE6219
  - B** SECONDARY COLOR: DUNN EDWARDS FLINTSTONE DE6221
  - C** ACCENT COLOR: DUNN EDWARDS ESPRESSO MACCHIATO DET680
  - D** ACCENT COLOR: FORMLINER PAINTED DUNN EDWARDS COAL MINER DET613
  - E** ACCENT COLOR: DUNN EDWARDS BLACK POOL DE6315
  - F** CANOPY: DUNN EDWARDS SWEET POTATOE DE5201


**ELEVATION NOTES**

- 204 ALUMINUM STOREFRONT SYSTEM WITH 1" INSULATED GLASS.
- 401 CONCRETE WALL, PAINTED.
- 402 CONCRETE WALL JOINT.
- 403 3/4" V-REVEAL.
- 406 FINISH GRADE, VARIES.
- 407 LINE OF ROOF BEYOND.
- 411 KNOCK OUT PANEL FOR FUTURE STOREFRONT.
- 413 DRAIN LEADER. PAINTED TO MATCH ADJACENT WALL.

**WARE MALCOMB**  
Leading Design for Commercial Real Estate

architecture  
planning  
interiors  
graphics  
civil engineering

8181 N. Via De Negocio  
Suite 102, 85258  
Phoenix, AZ 85028  
P: 480.750.1001  
F: 480.907.2288



**THE LANDING**  
BUILDING 2  
EAST RAY ROAD  
MESA, ARIZONA 85212

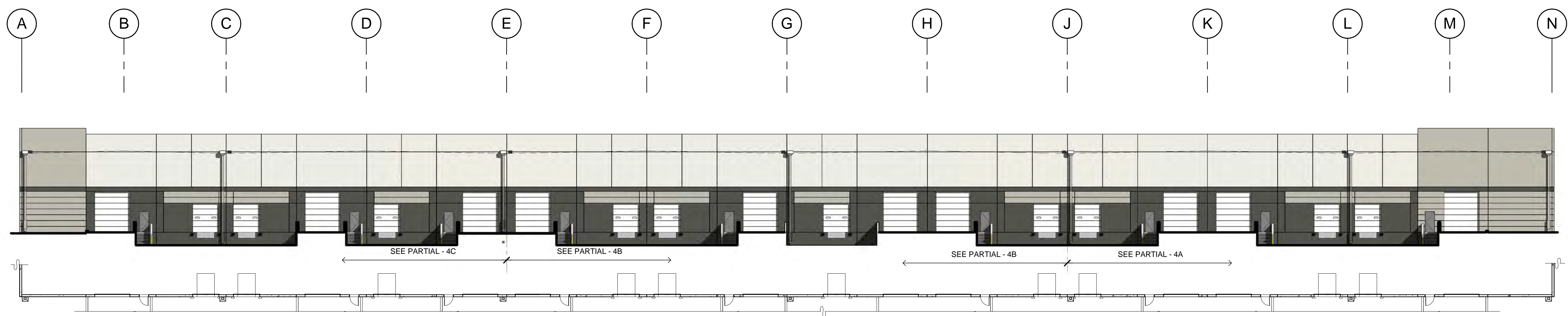
**EXTERIOR ELEVATIONS**

DATE	REMARKS

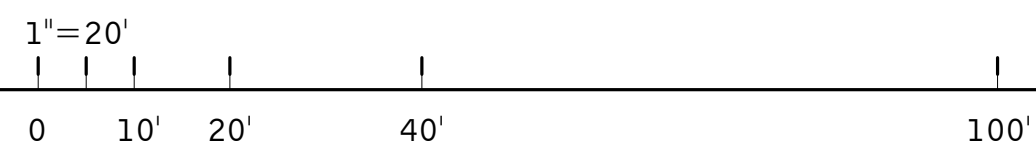
PA/PM: E. ZITNY  
DRAWN BY: H.B.  
JOB NO.: PHX18-0006-00

SHEET  
**A4.3**

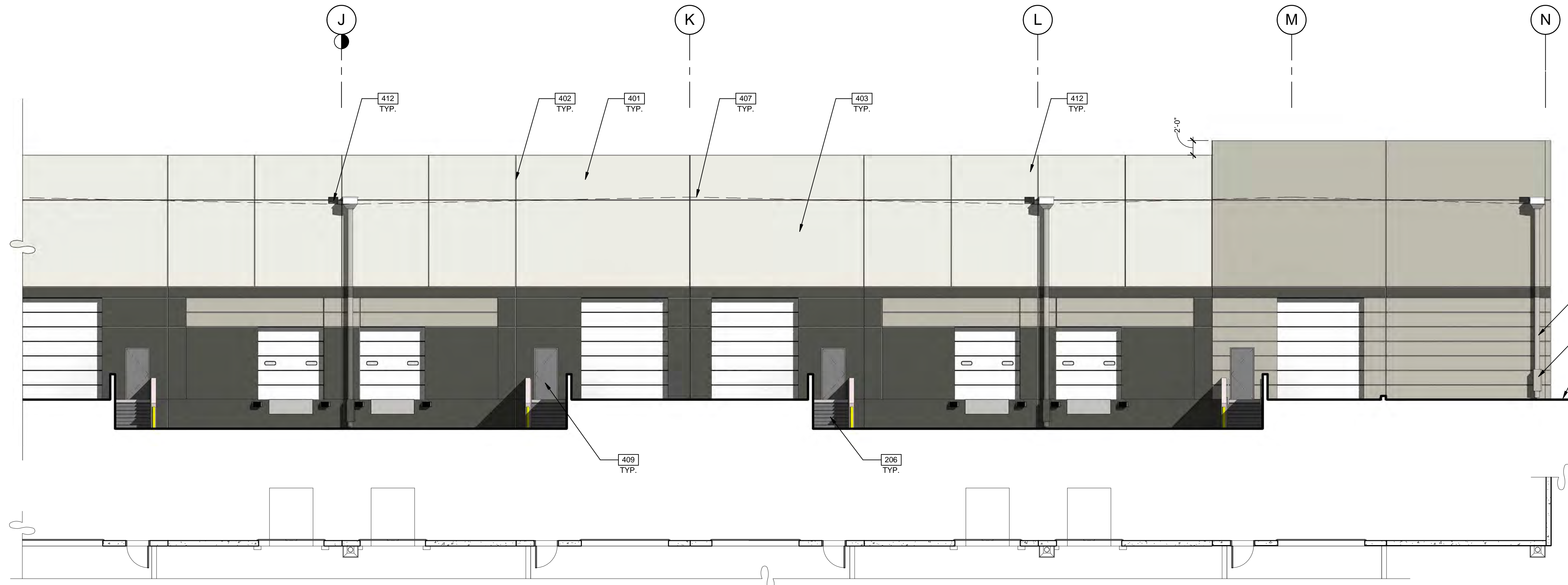




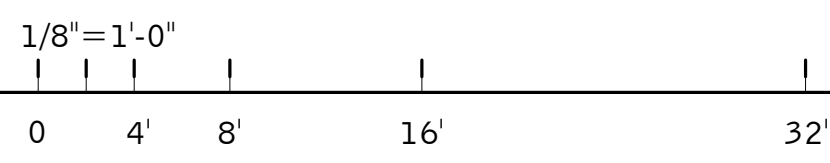
OVERALL WEST EXTERIOR PLAN & ELEVATION



4


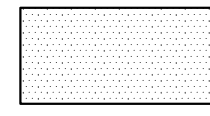


PARTIAL WEST EXTERIOR PLAN & ELEVATION



4A

**LEGEND**

- GLASS:**
-  VISION GLASS
  -  TEMPLERD GLASS: PPG AZURIA
- ALL GLASS TO BE PPG AZURIA IN CLEAR ANODIZED STOREFRONT FRAME

**COLOR LEGEND**

- COLORS:**  
PROVIDE 6'-0" WIDE PAINT COLOR MOCK-UP FULL HEIGHT OF BUILDING FOR OWNER/ARCHITECT REVIEW.
- A** BASE COLOR: DUNN EDWARDS CRYSTAL HAZE DE6219
  - B** SECONDARY COLOR: DUNN EDWARDS FLINTSTONE DE6221
  - C** ACCENT COLOR: DUNN EDWARDS ESPRESSO MACCHIATO DET680
  - D** ACCENT COLOR: FORMLINER PAINTED DUNN EDWARDS COAL MINER DET613
  - E** ACCENT COLOR: DUNN EDWARDS BLACK POOL DE6315
  - F** CANOPY: DUNN EDWARDS SWEET POTATOE DE5201

**ELEVATION NOTES**

- 206 EXTERIOR STEEL STAIR, BOLTED TO TILT PANEL/ GRADE RAMP WALL
- 401 CONCRETE WALL, PAINTED.
- 402 CONCRETE WALL JOINT.
- 403 3/4" V-REVEAL.
- 406 FINISH GRADE, VARIES.
- 407 LINE OF ROOF BEYOND.
- 409 METAL MAN DOOR, PAINTED.
- 412 OVERFLOW SCUPPER.
- 413 DRAIN LEADER. PAINTED TO MATCH ADJACENT WALL.
- 414 DOWNSPOUT GAURD. PAINTED TO MATCH ADJACENT WALL.

**EXTERIOR ELEVATIONS**


DATE	REMARKS

PA/PM:	E. ZITNY
DRAWN BY.:	H.B.
JOB NO.:	PHX18-0006-00

SHEET  
**A4.4**

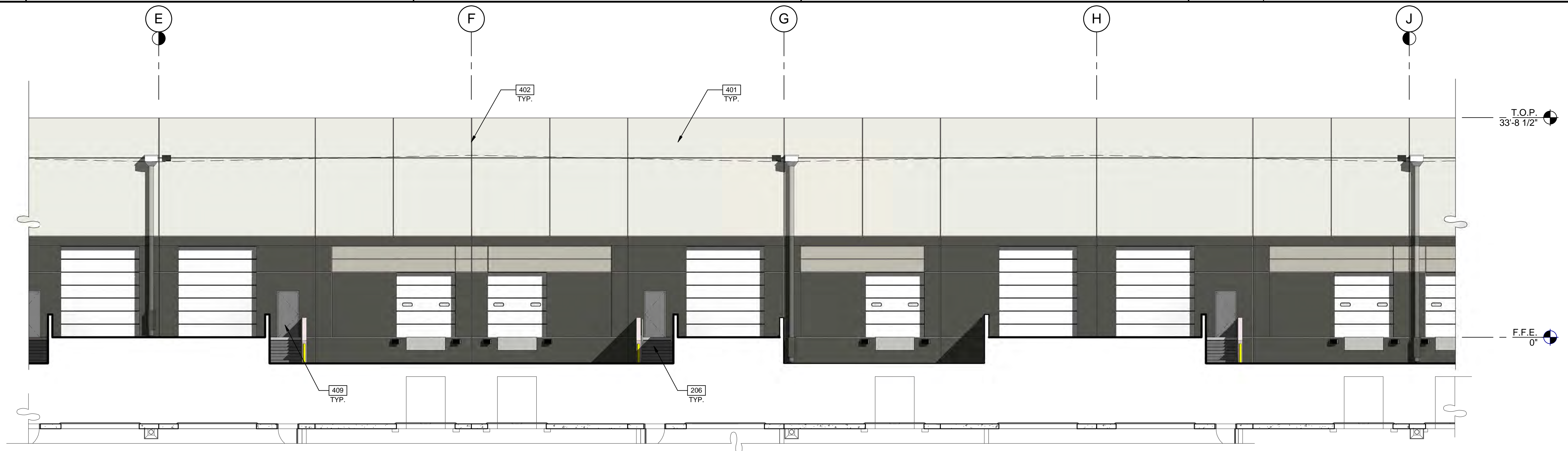
**WARE MALCOMB**  
Leading Design for Commercial Real Estate

architecture  
planning  
interiors  
graphics  
civil engineering  
8181 N. Via De Nogueira  
Suite 102, 85238  
Phoenix, AZ 85028  
P: 480.707.1001  
F: 480.907.2288



**THE LANDING**  
BUILDING 2  
EAST RAY ROAD  
MESA, ARIZONA 85212

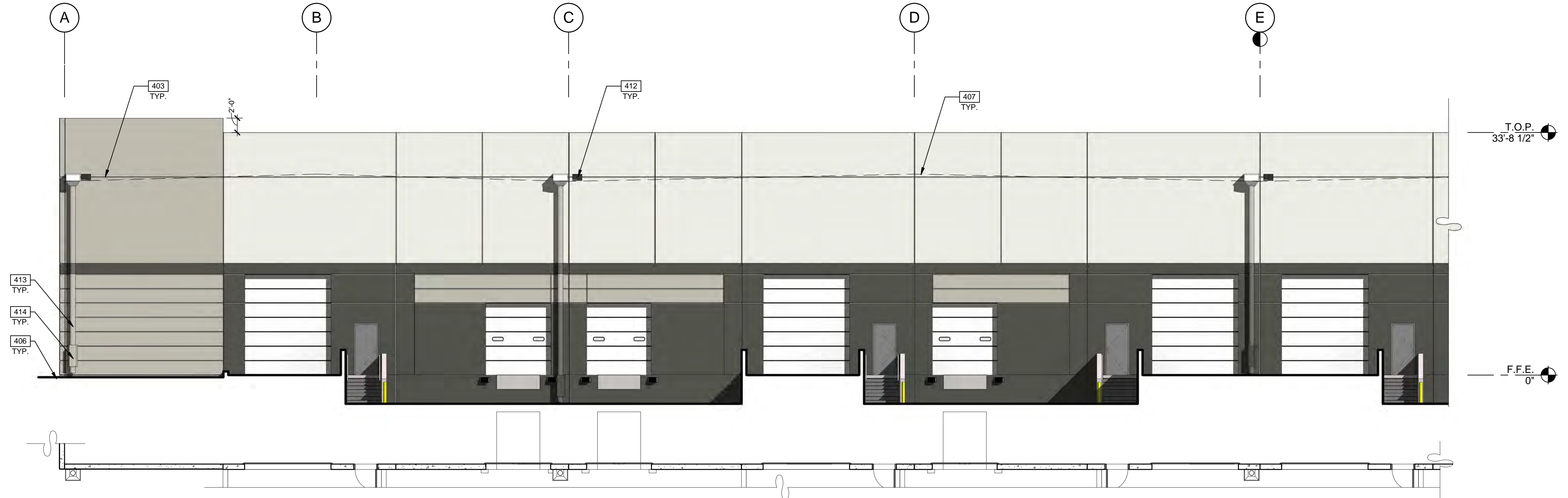




PARTIAL WEST EXTERIOR PLAN & ELEVATION (4B)

1/8" = 1'-0"  
0 4' 8' 16' 32'

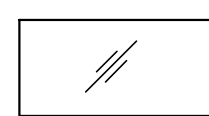
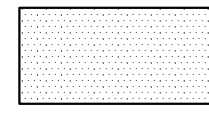
SCALE: 1/8" = 1'-0"



PARTIAL EAST EXTERIOR PLAN & ELEVATION (4C)

SCALE: 1/8" = 1'-0"

**LEGEND**

- GLASS:**
-  VISION GLASS
  -  TEMPERED GLASS: PPG AZURIA
- ALL GLASS TO BE PPG AZURIA IN CLEAR ANODIZED STOREFRONT FRAME

**COLOR LEGEND**


- COLORS:**  
PROVIDE 6'-0" WIDE PAINT COLOR MOCK-UP FULL HEIGHT OF BUILDING FOR OWNER/ARCHITECT REVIEW.
- A** BASE COLOR: DUNN EDWARDS CRYSTAL HAZE DE6219
  - B** SECONDARY COLOR: DUNN EDWARDS FLINTSTONE DE6221
  - C** ACCENT COLOR: DUNN EDWARDS ESPRESSO MACCHIATO DET680
  - D** ACCENT COLOR: FORMLINER PAINTED DUNN EDWARDS COAL MINER DET613
  - E** ACCENT COLOR: DUNN EDWARDS BLACK POOL DE6315
  - F** CANOPY: DUNN EDWARDS SWEET POTATOE DE5201

**ELEVATION NOTES**

- 206 EXTERIOR STEEL STAIR, BOLTED TO TILT PANEL/ GRADE RAMP WALL
- 401 CONCRETE WALL, PAINTED.
- 402 CONCRETE WALL JOINT.
- 403 3/4" V-REVEAL.
- 406 FINISH GRADE, VARIES.
- 407 LINE OF ROOF BEYOND.
- 409 METAL MAN DOOR, PAINTED.
- 412 OVERFLOW SCUPPER.
- 413 DRAIN LEADER. PAINTED TO MATCH ADJACENT WALL.
- 414 DOWNSPOUT GAURD. PAINTED TO MATCH ADJACENT WALL.

**WARE MALCOMB**  
Leading Design for Commercial Real Estate

architecture  
planning  
interiors  
graphics  
civil engineering  
8181 N. Vía De Negocio  
Suite 102, 85212  
Phoenix, AZ 85011  
P: 480.707.1001  
F: 480.907.2288



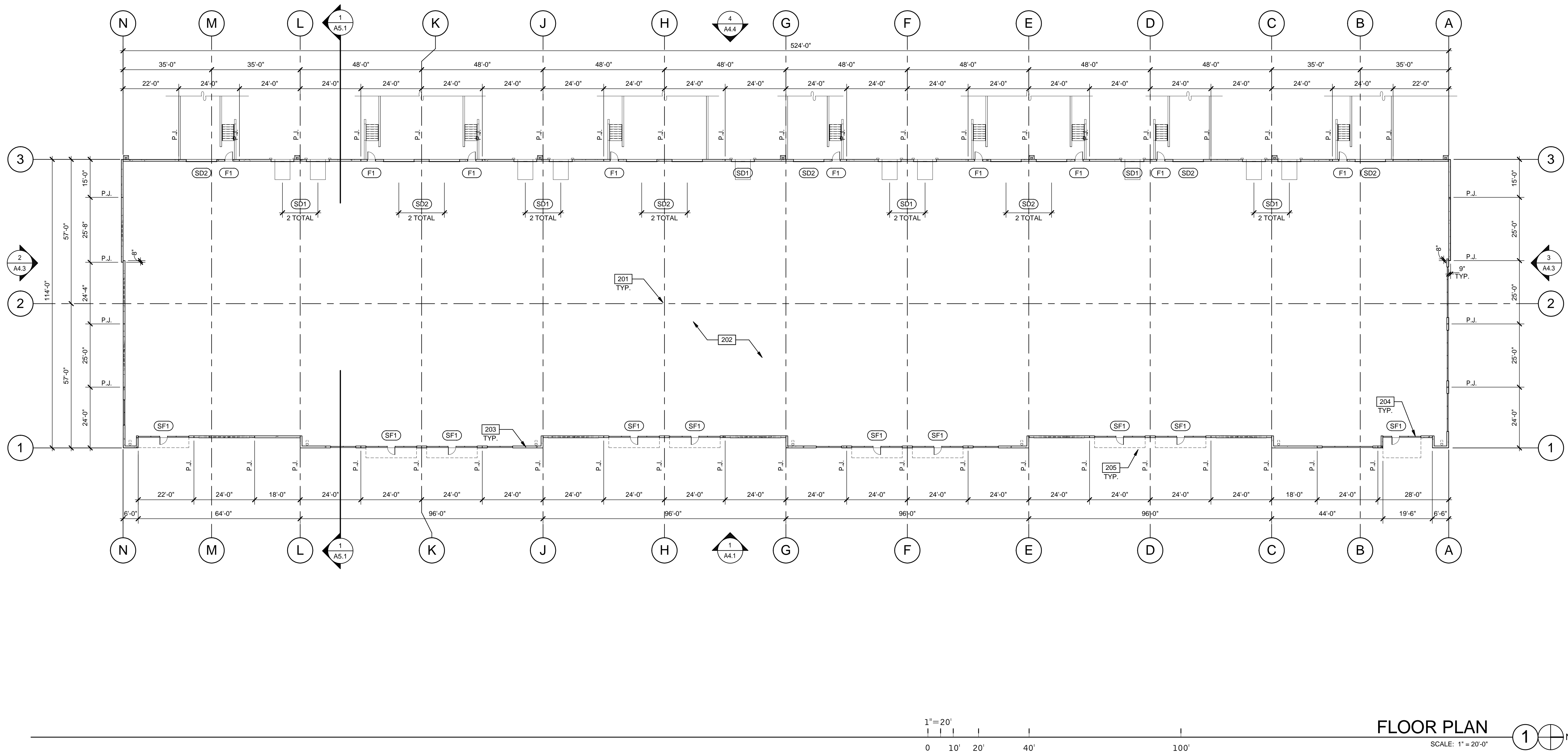

**THE LANDING**  
BUILDING 2  
EAST RAY ROAD  
MESA, ARIZONA 85212

EXTERIOR ELEVATIONS	
DATE	REMARKS

PA/PM:	E. ZITNY
DRAWN BY.:	H.B.
JOB NO.:	PHX18-0006-00

SHEET  
**A4.5**





**FLOOR PLAN NOTES**

- 201 STRUCTURAL COLUMN, FACTORY PRIME GRAY. CONCRETE SLAB. PROVIDE VAPOR RETARDER OVER SAND BASE AT OFFICE AREA PER SOILS REPORT. PROVIDE SEALER FOR CONCRETE FLOOR AREA IN WAREHOUSE.
- 202 EXTERIOR CONCRETE TILT PANEL WALL, PAINTED ALUMINUM STOREFRONT SYSTEM WITH 1" INSULATED GLASS. METAL CANOPY ABOVE, SEE ELEVATIONS.
- 203 ALUMINUM STOREFRONT SYSTEM WITH 1" INSULATED GLASS.
- 204 METAL CANOPY ABOVE, SEE ELEVATIONS.
- 205

**DOOR TYPES**

**(SF1)** 3'-0" x 8'-0" CLEAR ANOD. ALUM. STOREFRONT DOOR W/TEMPERED GLAZING (NARROW STILE)

FRAME: MANUFACTURER

**HARDWARE:**  
2 SETS PIVOT SET  
2 SETS INTER PIVOT  
1 EA EXIT DEVICE  
1 EA MORTISE CYLINDER  
2 SETS OFFSET PULL  
2 EA OH CLOSER  
1 EA THRESHOLD  
1 EA DECAL

NOTE: WEATHERSEAL BY DOOR MANUFACTURER

**(F1)** 3'-0" x 7'-0" PAINTED INSULATED HOLLOW METAL DOOR

FRAME: PAINTED HOLLOW METAL

**HARDWARE:**  
3 EA HINGES  
1 EA EXIT DEVICE  
1 EA CYLINDER  
1 EA CLOSER  
1 EA PERIMETER SEAL  
1 EA BOTTOM DRIP  
1 EA THRESHOLD  
1 EA LOCK GUARD  
1 EA HVY DUTY FLOOR STOP

**(SD1)** 9'-0" x 10'-0" DOCK HIGH SECTIONAL VERTICAL LIFT OVERHEAD DOOR W/ FACTORY PAINTED FINISH.

**(SD2)** 12'-0" x 14'-0" SECTIONAL VERTICAL LIFT OVERHEAD DOOR W/ FACTORY PAINTED FINISH

**HARDWARE:**  
1 EA SLIDE BOLT  
1 EA PAD LOCK

FOR (SD1)  
FOR (SD2)

**WALL LEGEND**

- CONCRETE TILT PANEL

**DOOR NOTES**

**BUTT HINGES:**  
SOSS - STANDARD WEIGHT, PLAIN BEARING, STEEL HINGES OR APPROVED EQUAL.  
ALL EXTERIOR OUTSWING DOOR BUTTS SHALL BE MADE OF NON-FERROUS MATERIAL AND SHALL HAVE STAINLESS STEEL HINGE PINS.

**VON DUPRIN 99 SERIES PANIC DEVICE OR APPROVED EQUAL.**  
**CLOSING DEVICES:** NORTON 8500 BF SERIES OR APPROVED EQUAL  
**STOPS:** TRIMCO W1200 SERIES DOOR STOP  
**SLIDE BOLT AND PAD LOCK:** INSTALL SLIDE BOLT ABOVE LEVEL OF DOOR GUARD


FLOOR PLAN	
DATE	REMARKS

PA/PM:	E. ZITNY
DRAWN BY:	H.B.
JOB NO.:	PHX18-0006-00

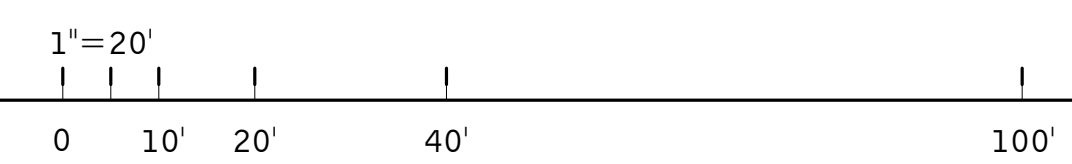
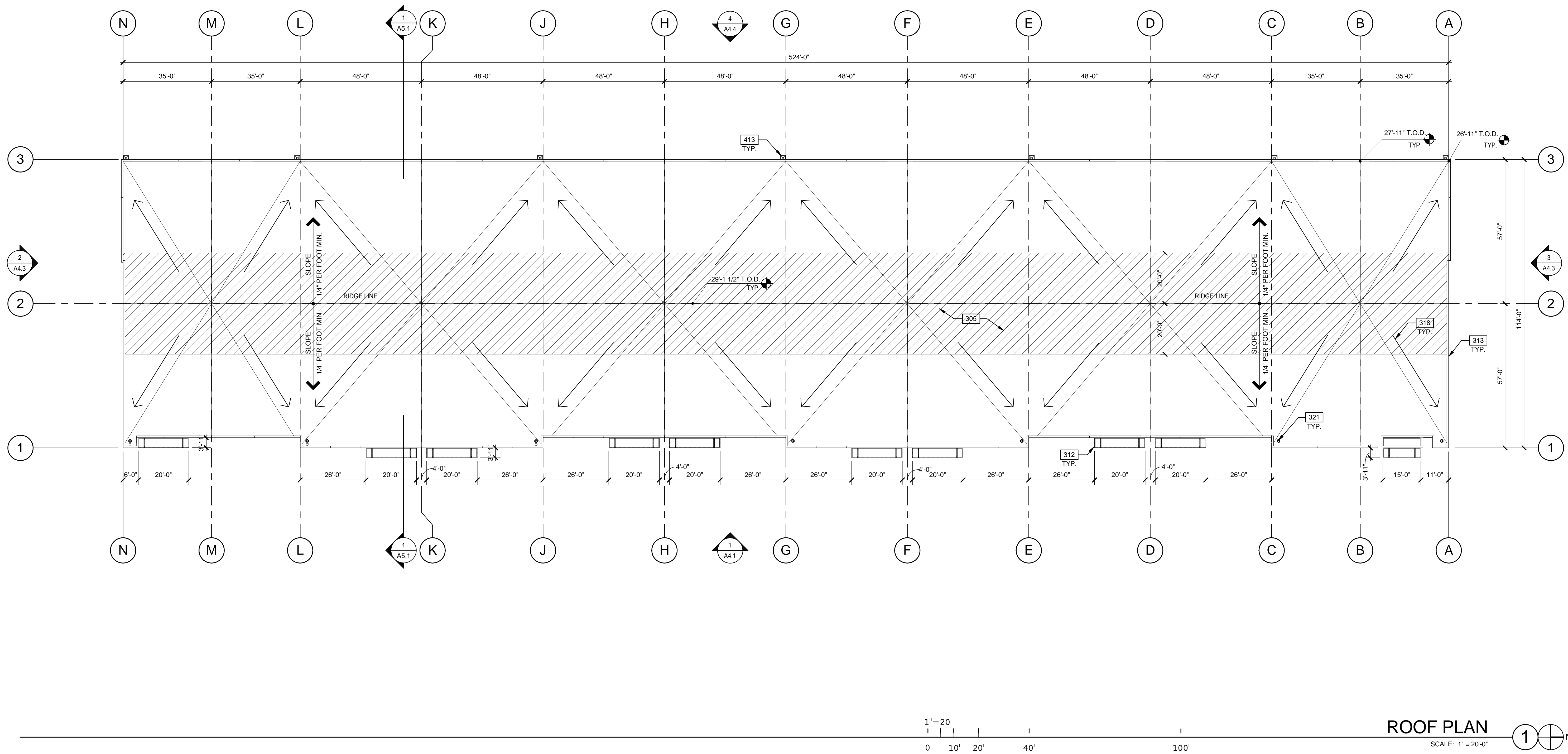


**WARE MALCOMB**  
Leading Design for Commercial Real Estate

architecture  
planning  
interiors  
graphics  
civil engineering  
8181 N. Via De Negocio  
Suite 102, 85258  
Phoenix, AZ 85020  
P: 480.750.1001  
F: 480.907.2288



**THE LANDING**  
BUILDING 2  
EAST RAY ROAD  
MESA, ARIZONA 85212



**ROOF PLAN**  
SCALE: 1" = 20'-0"

**NOTES**

- SEE SHEET A0.2 FOR GENERAL NOTES
- 305 SINGLE-PLY ROOFING OVER WOOD DECK.
  - 312 ROOF CANOPY BELOW.
  - 313 CONCRETE TILT PANEL PARAPET.
  - 318 FLOW LINE TO DRAIN.
  - 321 ROOF DRAIN AND OVERFLOW SCUPPER.
  - 413 DRAIN LEADER. PAINTED TO MATCH ADJACENT WALL.

**ABBREVIATIONS**

- T.O.P. = TOP OF PARAPET
- H.P. = TOP OF ROOFING - HIGH POINT
- M.P. = TOP OF ROOFING - MID POINT
- L.P. = TOP OF ROOFING - LOW POINT

**LEGEND**

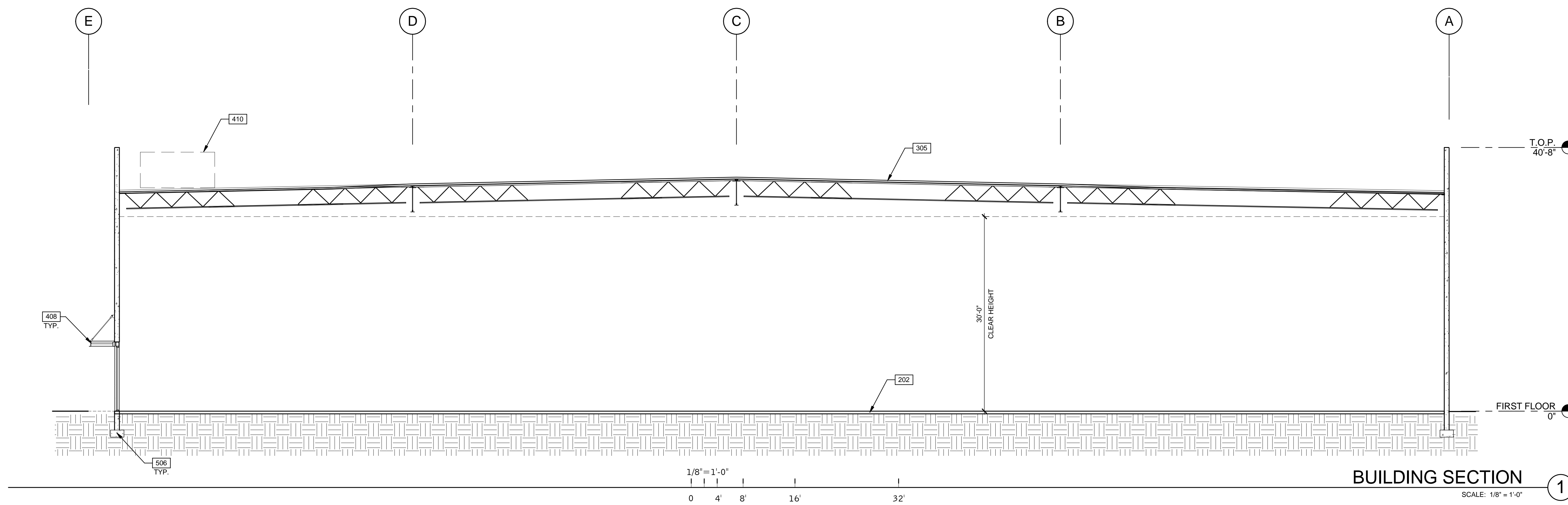
- HATCH INDICATES AREA NOT FULLY SCREENED BY PARAPET. MECHANICAL UNITS NOT PERMITTED.

ROOF PLAN	
DATE	REMARKS

PA/PM:	E. ZITNY
DRAWN BY.:	H.B.
JOB NO.:	PHX18-0006-00

SHEET  
**A3.1**






**BUILDING SECTION 1**  
SCALE: 1/8" = 1'-0"

**WARE MALCOMB**  
Leading Design for Commercial Real Estate

architecture  
planning  
interiors  
graphics  
civil engineering

8181 N. Via De Negocio  
Suite 100  
Phoenix, AZ 85258  
P 480.767.1004  
F 480.907.2288



**THE LANDING**  
BUILDING 3  
EAST RAY ROAD  
MESA, ARIZONA 85212

BUILDING SECTION	
DATE	REMARKS

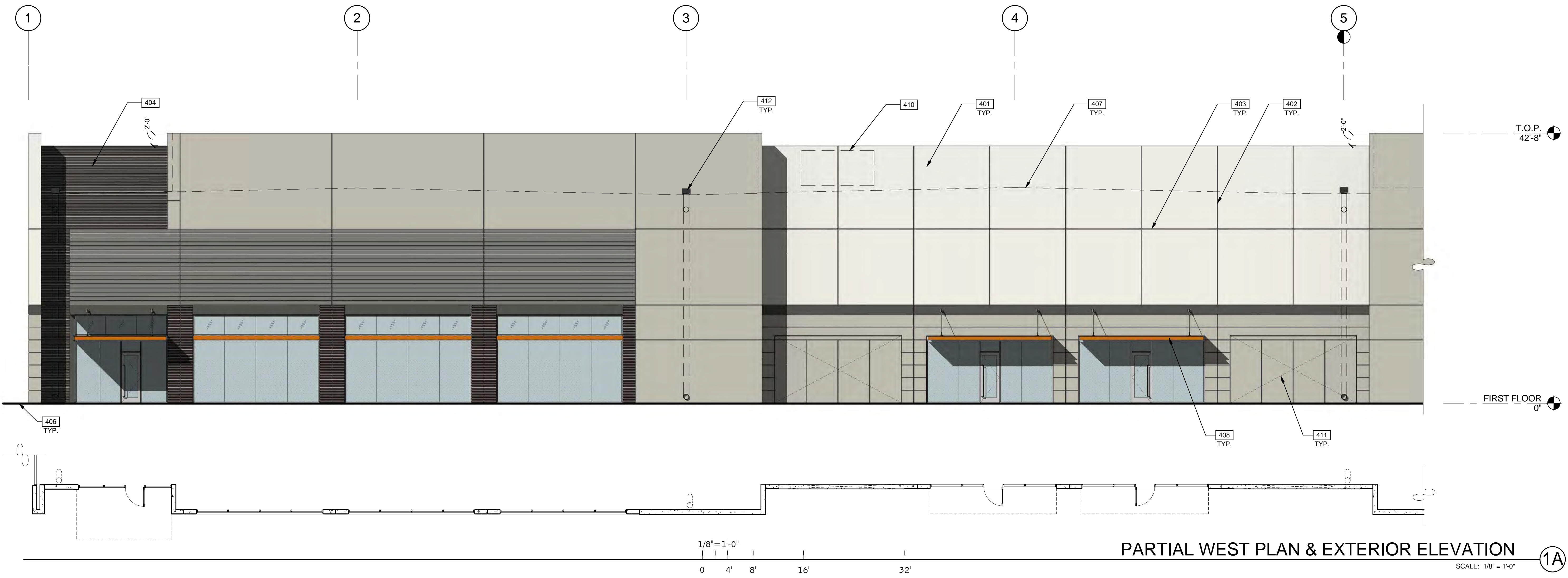
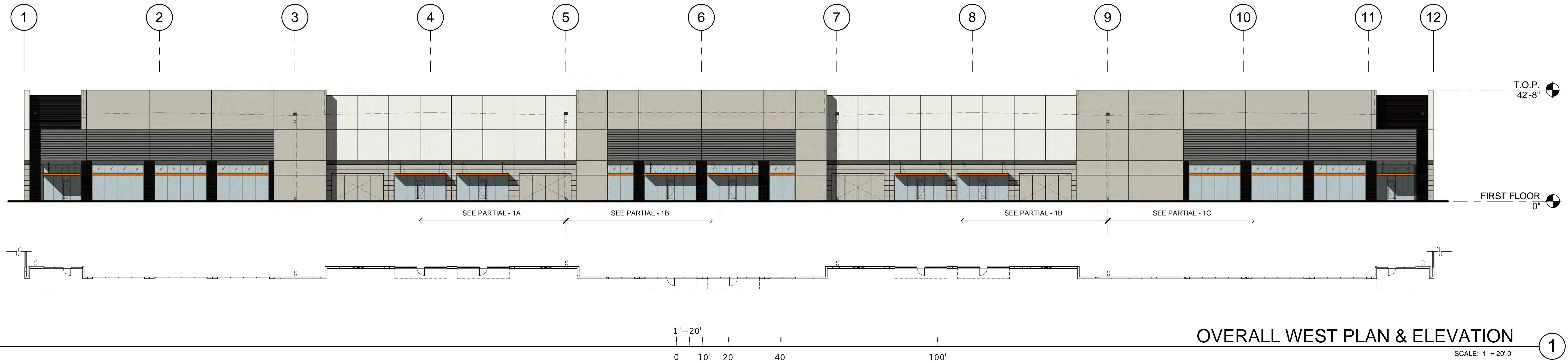
PA/PM:	E. ZITNY
DRAWN BY.:	H.B.
JOB NO.:	PHX18-0006-00

SHEET  
**A5.1**

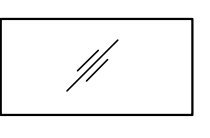

**SECTION NOTES**

- 202 CONCRETE SLAB. PROVIDE VAPOR RETARDER OVER SAND BASE AT OFFICE AREA PER SOILS REPORT. PROVIDE SEALER FOR CONCRETE FLOOR AREA IN WAREHOUSE.
- 305 SINGLE-PLY ROOFING OVER WOOD DECK.
- 408 METAL CANOPY - PAINTED.
- 410 FULLY SCREENED MECHANICAL UNIT BEYOND.
- 506 CONCRETE FOOTING.

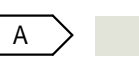









**LEGEND**

- GLASS:**
-  VISION GLASS
  -  TEMPERED GLASS
- ALL GLASS TO BE PPG AZURIA IN CLEAR ANODIZED STOREFRONT FRAME

**COLOR LEGEND**

- COLORS:**
- PROVIDE 6'-0" WIDE PAINT COLOR MOCK-UP FULL HEIGHT OF BUILDING FOR OWNER/ARCHITECT REVIEW.
-  A BASE COLOR: DUNN EDWARDS CRYSTAL HAZE DE6219
  -  B SECONDARY COLOR: DUNN EDWARDS FLINTSTONE DE6221
  -  C ACCENT COLOR: DUNN EDWARDS ESPRESSO MACCHIATO DET680
  -  D ACCENT COLOR: FORMLINER PAINTED DUNN EDWARDS COAL MINER DET613
  -  E ACCENT COLOR: DUNN EDWARDS BLACK POOL DE6315
  -  F CANOPY: DUNN EDWARDS SWEET POTATOE DE5201


**ELEVATION NOTES**

- 401 CONCRETE WALL, PAINTED.
- 402 CONCRETE WALL JOINT.
- 403 3/4" V-REVEAL.
- 404 RECESSED FORMLINER PANEL, SEE PLAN
- 406 FINISH GRADE, VARIES.
- 407 LINE OF ROOF BEYOND.
- 408 METAL CANOPY - PAINTED.
- 410 FULLY SCREENED MECHANICAL UNIT BEYOND.
- 411 KNOCK OUT PANEL FOR FUTURE STOREFRONT.
- 412 OVERFLOW SCUPPER.

**WARE MALCOMB**  
Leading Design for Commercial Real Estate

architecture  
planning  
interiors  
graphics  
civil engineering

8181 N. Via De Nogales  
Suite 200  
Phoenix, AZ 85226  
P: 480.767.1001  
F: 480.907.2288



**THE LANDING**  
BUILDING 3  
EAST RAY ROAD  
MESA, ARIZONA 85212

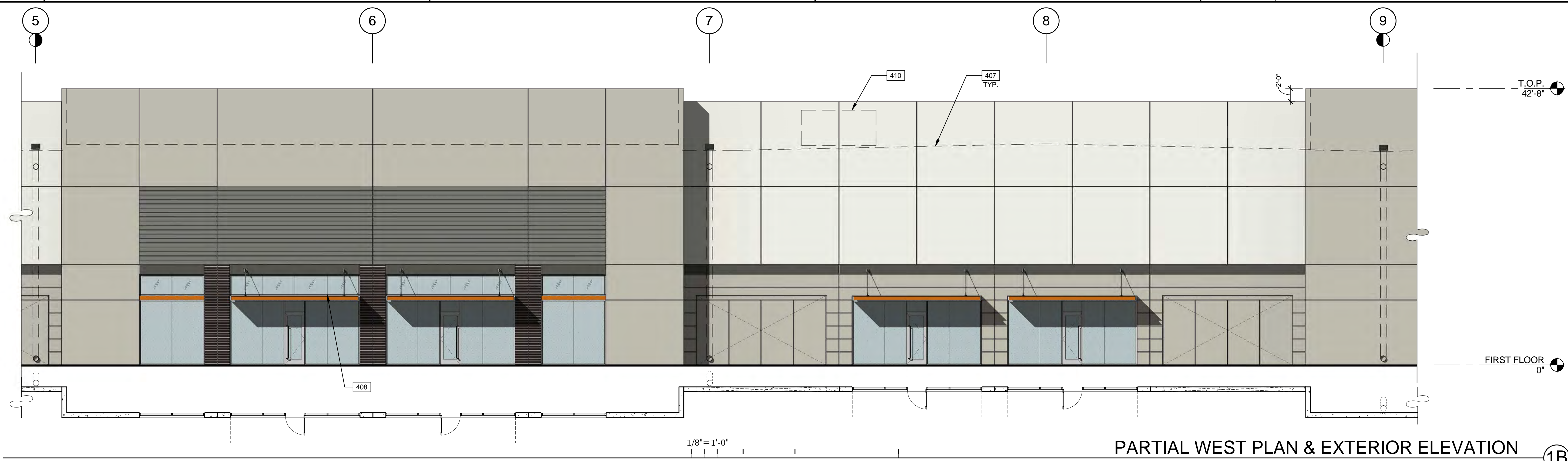
**EXTERIOR ELEVATIONS**

DATE	REMARKS

PA/PM:	E. ZITNY
DRAWN BY:	H.B.
JOB NO.:	PHX18-0006-00

SHEET  
**A4.1**

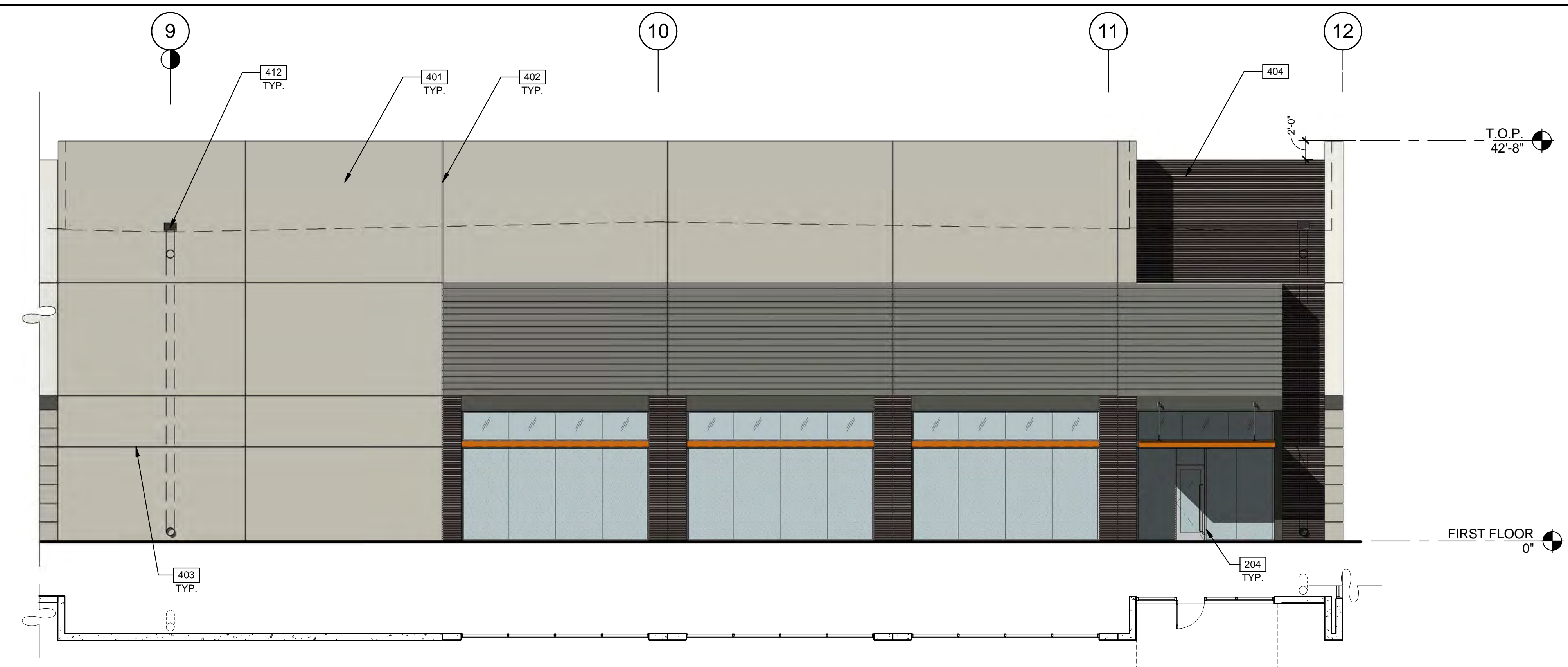




PARTIAL WEST PLAN & EXTERIOR ELEVATION

SCALE: 1/8" = 1'-0"

1B

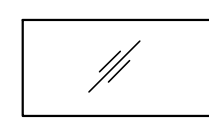
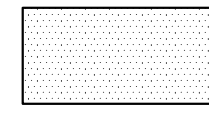


PARTIAL WEST PLAN & EXTERIOR ELEVATION

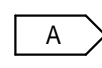
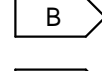


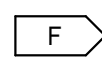

SCALE: 1/8" = 1'-0"

1C

**LEGEND**

- GLASS:**
-  VISION GLASS
  -  TEMPERED GLASS
- ALL GLASS TO BE PPG AZURIA IN CLEAR ANODIZED STOREFRONT FRAME

**COLOR LEGEND**

- COLORS:**
- PROVIDE 6'-0" WIDE PAINT COLOR MOCK-UP FULL HEIGHT OF BUILDING FOR OWNER/ARCHITECT REVIEW.
-  A BASE COLOR: DUNN EDWARDS CRYSTAL HAZE DE6219
  -  B SECONDARY COLOR: DUNN EDWARDS FLINTSTONE DE6221
  -  C ACCENT COLOR: DUNN EDWARDS ESPRESSO MACCHIATO DET680
  -  D ACCENT COLOR: FORMLINER PAINTED DUNN EDWARDS COAL MINER DET613
  -  E ACCENT COLOR: DUNN EDWARDS BLACK POOL DE6315
  -  F CANOPY: DUNN EDWARDS SWEET POTATOE DE5201


**ELEVATION NOTES**

- 204 ALUMINUM STOREFRONT SYSTEM WITH 1" INSULATED GLASS.
- 401 CONCRETE WALL, PAINTED.
- 402 CONCRETE WALL JOINT.
- 403 3/4" V-REVEAL.
- 404 RECESSED FORMLINER PANEL, SEE PLAN
- 407 LINE OF ROOF BEYOND.
- 408 METAL CANOPY - PAINTED.
- 410 FULLY SCREENED MECHANICAL UNIT BEYOND.
- 412 OVERFLOW SCUPPER.

**WARE MALCOMB**  
Leading Design for Commercial Real Estate

architecture  
planning  
interiors  
graphics  
civil engineering

8181 N. Via De Negocio  
Suite 100, AZ 85226  
P: 480.767.1001  
F: 480.907.2288



**THE LANDING**  
BUILDING 3  
EAST RAY ROAD  
MESA, ARIZONA 85212

EXTERIOR ELEVATIONS	
DATE	REMARKS


PA/PM:	E. ZITNY
DRAWN BY.:	H.B.
JOB NO.:	PHX18-0006-00

SHEET  
**A4.2**



**WARE MALCOMB**  
 Leading Design for Commercial Real Estate

architecture  
 planning  
 interiors  
 graphics  
 civil engineering  
 8181 N. Via De Nogues  
 Suite 100, Mesa, AZ 85226  
 P: 480.767.1001  
 F: 480.907.2288



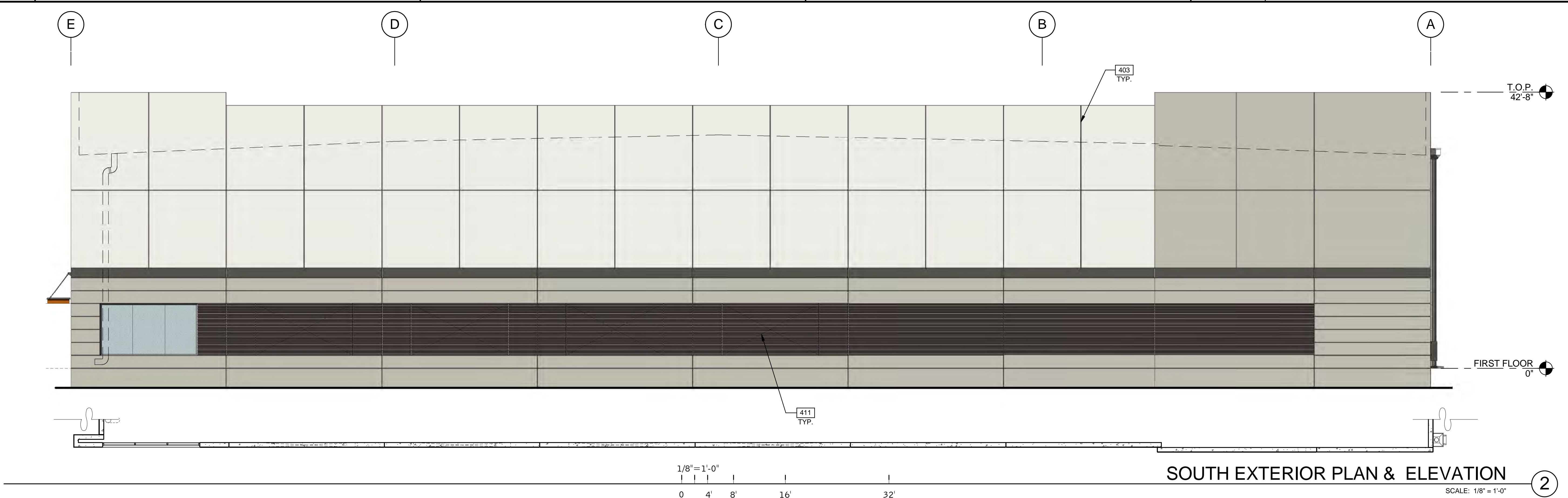
**THE LANDING**  
 BUILDING 3  
 EAST RAY ROAD  
 MESA, ARIZONA 85212

EXTERIOR ELEVATIONS	
DATE	REMARKS

PA/PM:	E. ZITNY
DRAWN BY.:	H.B.
JOB NO.:	PHX18-0006-00

SHEET  
**A4.3**

THESE DRAWINGS AND SPECIFICATIONS ARE THE PROPERTY AND COPYRIGHT OF WARE MALCOMB AND SHALL NOT BE USED ON ANY OTHER WORK EXCEPT BY AGREEMENT WITH WARE MALCOMB. WRITTEN DIMENSIONS SHALL TAKE PRECEDENCE OVER SCALED DIMENSIONS AND SHALL BE REFERRED TO THE NOTICE OF WARE MALCOMB PRIOR TO THE COMMENCEMENT OF ANY WORK.



**SOUTH EXTERIOR PLAN & ELEVATION**

1/8" = 1'-0"  
 0 4' 8' 16' 32'

SCALE: 1/8" = 1'-0"



**NORTH EXTERIOR PLAN & ELEVATION**

SCALE: 1/8" = 1'-0"

**LEGEND**

- GLASS:**
- VISION GLASS
  - TEMPERED GLASS
- ALL GLASS TO BE PPG AZURIA IN CLEAR ANODIZED STOREFRONT FRAME

**COLOR LEGEND**

- COLORS:**  
 PROVIDE 6'-0" WIDE PAINT COLOR MOCK-UP FULL HEIGHT OF BUILDING FOR OWNER/ARCHITECT REVIEW.
- A** BASE COLOR: DUNN EDWARDS CRYSTAL HAZE DE6219
  - B** SECONDARY COLOR: DUNN EDWARDS FLINTSTONE DE6221
  - C** ACCENT COLOR: DUNN EDWARDS ESPRESSO MACCHIATO DET680
  - D** ACCENT COLOR: FORMLINER PAINTED DUNN EDWARDS COAL MINER DET613
  - E** ACCENT COLOR: DUNN EDWARDS BLACK POOL DE6315
  - F** CANOPY: DUNN EDWARDS SWEET POTATOE DE5201

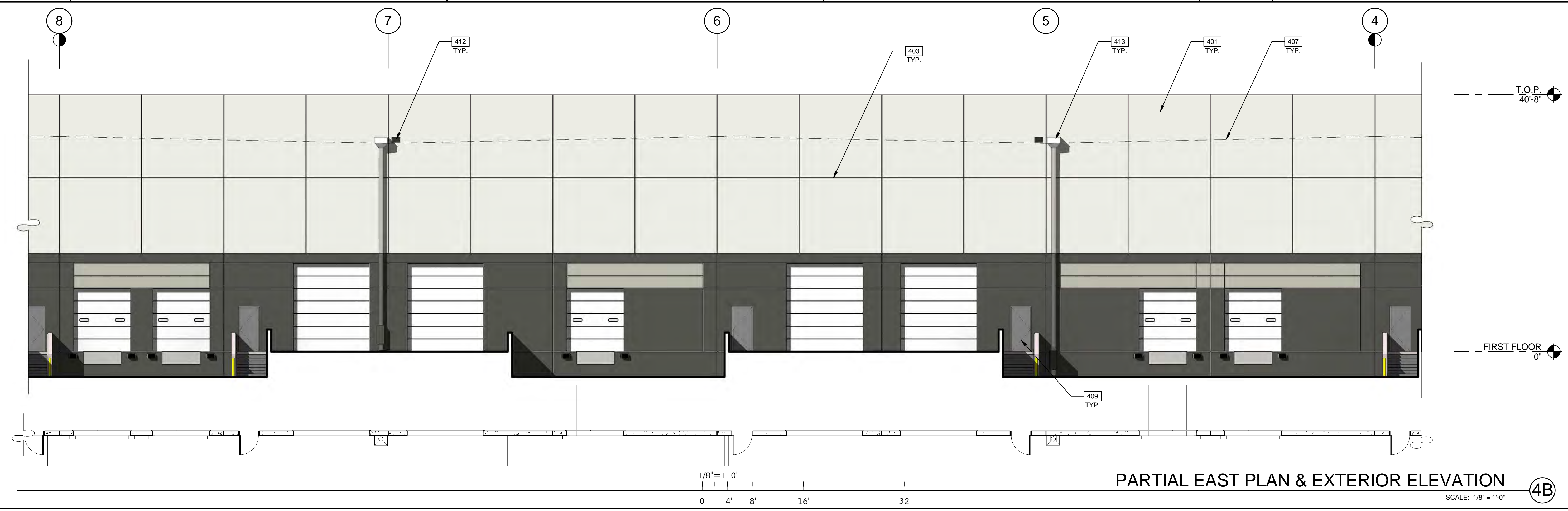
**ELEVATION NOTES**

- 401 CONCRETE WALL, PAINTED.
- 402 CONCRETE WALL JOINT.
- 403 3/4" V-REVEAL.
- 404 RECESSED FORMLINER PANEL, SEE PLAN
- 406 FINISH GRADE, VARIES.
- 407 LINE OF ROOF BEYOND.
- 408 METAL CANOPY - PAINTED.
- 411 KNOCK OUT PANEL FOR FUTURE STOREFRONT.
- 413 DRAIN LEADER, PAINTED TO MATCH ADJACENT WALL.
- 414 DOWNSPOUT GAURD, PAINTED TO MATCH ADJACENT WALL.





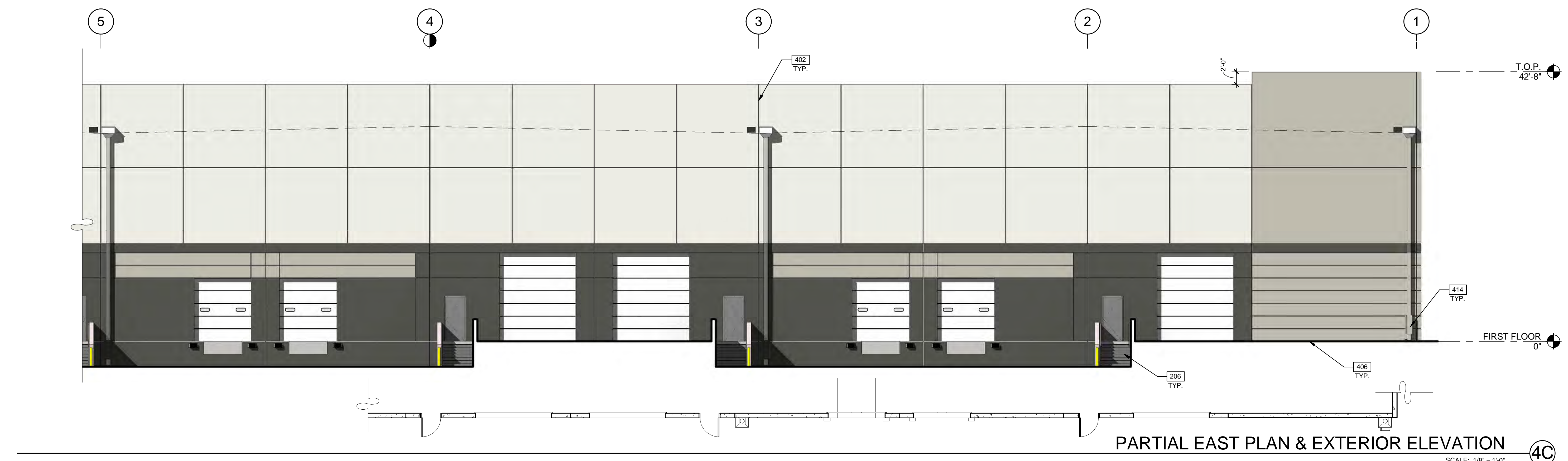




PARTIAL EAST PLAN & EXTERIOR ELEVATION

SCALE: 1/8" = 1'-0"

4B

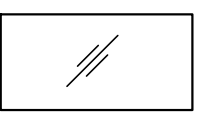



PARTIAL EAST PLAN & EXTERIOR ELEVATION

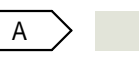
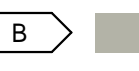




SCALE: 1/8" = 1'-0"

4C

**LEGEND**

- GLASS:**
-  VISION GLASS
  -  TEMPERED GLASS
- ALL GLASS TO BE PPG AZURIA IN CLEAR ANODIZED STOREFRONT FRAME

**COLOR LEGEND**


- COLORS:**  
PROVIDE 6'-0" WIDE PAINT COLOR MOCK-UP FULL HEIGHT OF BUILDING FOR OWNER/ARCHITECT REVIEW.
- A  BASE COLOR: DUNN EDWARDS CRYSTAL HAZE DE6219
  - B  SECONDARY COLOR: DUNN EDWARDS FLINTSTONE DE6221
  - C  ACCENT COLOR: DUNN EDWARDS ESPRESSO MACCHIATO DET680
  - D  ACCENT COLOR: FORMLINER PAINTED DUNN EDWARDS COAL MINER DET613
  - E  ACCENT COLOR: DUNN EDWARDS BLACK POOL DE6315
  - F  CANOPY: DUNN EDWARDS SWEET POTATOE DE5201

**ELEVATION NOTES**

- 206 EXTERIOR STEEL STAIR, BOLTED TO TILT PANEL/ GRADE RAMP WALL
- 401 CONCRETE WALL, PAINTED.
- 402 CONCRETE WALL JOINT.
- 403 3/4" V-REVEAL.
- 406 FINISH GRADE, VARIES.
- 407 LINE OF ROOF BEYOND.
- 409 METAL MAN DOOR, PAINTED.
- 412 OVERFLOW SCUPPER.
- 413 DRAIN LEADER, PAINTED TO MATCH ADJACENT WALL.
- 414 DOWNSPOUT GAURD, PAINTED TO MATCH ADJACENT WALL.

**WARE MALCOMB**  
Leading Design for Commercial Real Estate

architecture  
planning  
interiors  
graphics  
civil engineering  
8181 N. Via De Negocio  
Suite 100, AZ 85226  
P: 480.767.1001  
F: 480.907.2288




**THE LANDING**  
BUILDING 3  
EAST RAY ROAD  
MESA, ARIZONA 85212

EXTERIOR ELEVATIONS	
DATE	REMARKS

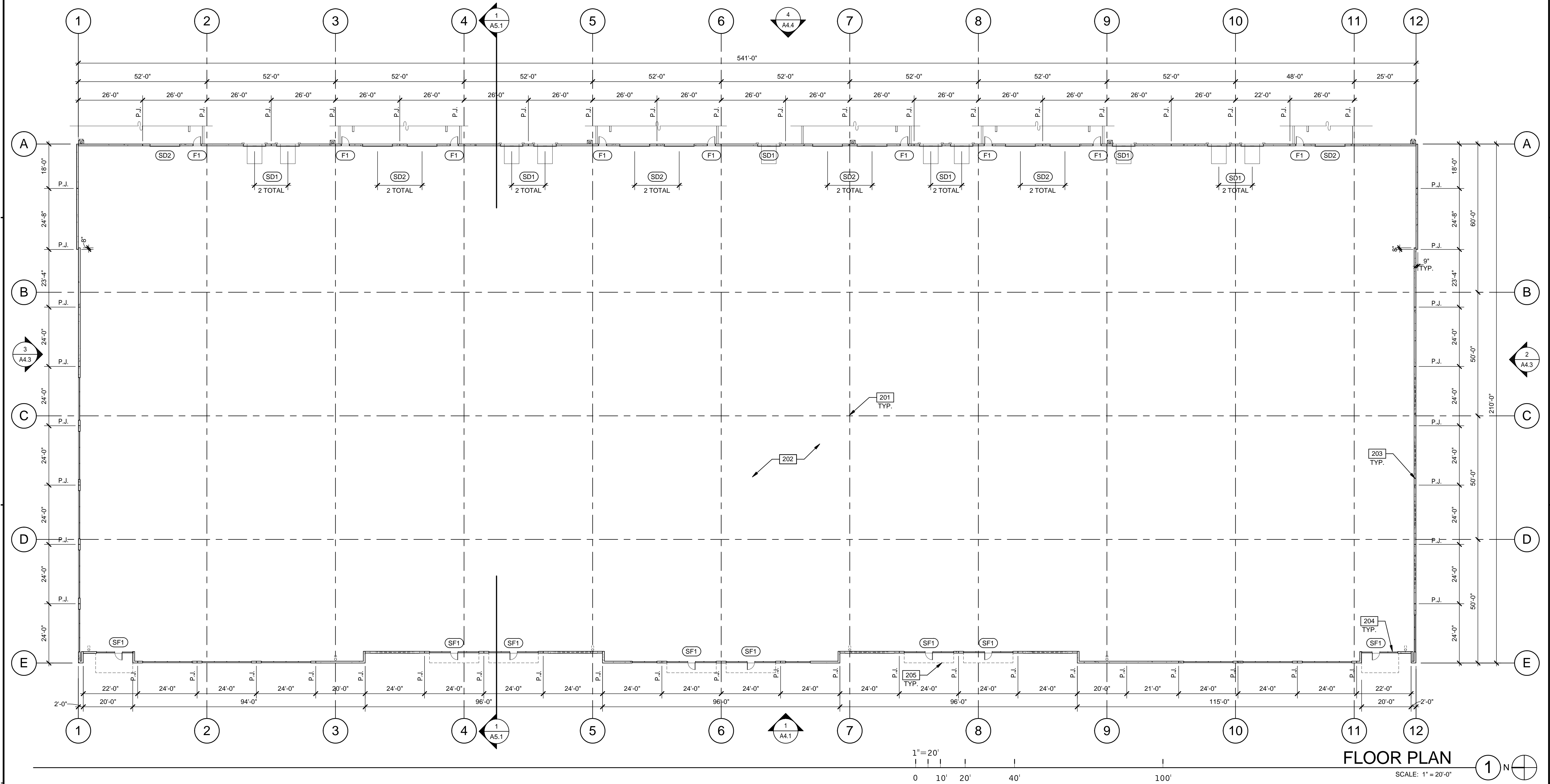
PA/PM: E. ZITNY  
DRAWN BY: H.B.  
JOB NO.: PHX18-0006-00

SHEET  
**A4.5**





**THE LANDING**  
BUILDING 3  
EAST RAY ROAD  
MESA, ARIZONA 85212



**FLOOR PLAN NOTES**

- 201 STRUCTURAL COLUMN, FACTORY PRIME GRAY, CONCRETE SLAB. PROVIDE VAPOR RETARDER OVER SAND BASE AT OFFICE AREA PER SOILS REPORT. PROVIDE SEALER FOR CONCRETE FLOOR AREA IN WAREHOUSE.
- 202 EXTERIOR CONCRETE TILT PANEL WALL, PAINTED
- 204 ALUMINUM STOREFRONT SYSTEM WITH 1" INSULATED GLASS. METAL CANOPY ABOVE, SEE ELEVATIONS.
- 205

**DOOR TYPES**

**(SF1)** 3'-0" x 8'-0" CLEAR ANOD. ALUM. STOREFRONT DOOR W/TEMPERED GLAZING (NARROW STILE)

FRAME: MANUFACTURER

**HARDWARE:**  
2 SETS PIVOT SET  
2 SETS INTER PIVOT  
1 EA EXIT DEVICE  
1 EA MORTISE CYLINDER  
2 SETS OFFSET PULL  
2 EA OH CLOSER  
1 EA THRESHOLD  
1 EA DECAL

NOTE: WEATHERSEAL BY DOOR MANUFACTURER

**(F1)** 3'-0" x 7'-0" PAINTED INSULATED HOLLOW METAL DOOR

FRAME: PAINTED HOLLOW METAL

**HARDWARE:**  
3 EA HINGES  
1 EA EXIT DEVICE  
1 EA CYLINDER  
1 EA CLOSER  
1 EA PERIMETER SEAL  
1 EA BOTTOM DRIP  
1 EA THRESHOLD  
1 EA LOCK GUARD  
1 EA HVY DUTY FLOOR STOP

**WALL LEGEND**

- CONCRETE TILT PANEL

**DOOR NOTES**

- BUTT HINGES:** SOSS- STANDARD WEIGHT, PLAIN BEARING, STEEL HINGES OR APPROVED EQUAL.
- CLOSING DEVICES:** NORTON 8500 BF SERIES OR APPROVED EQUAL
- STOPS:** TRIMCO W1200 SERIES DOOR STOP
- SLIDE BOLT AND PAD LOCK:** INSTALL SLIDE BOLT ABOVE LEVEL OF DOOR GUARD

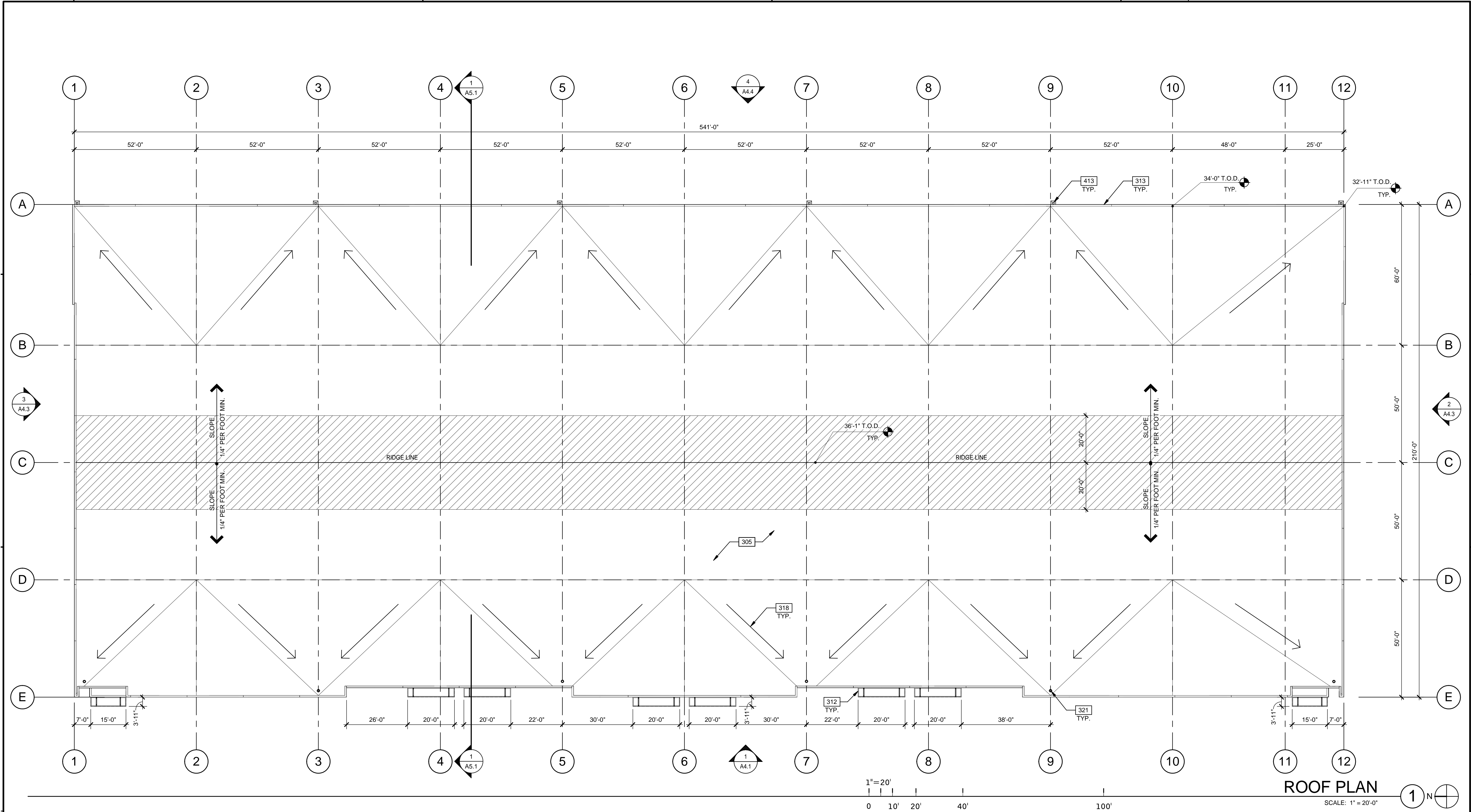
FLOOR PLAN	
DATE	REMARKS

PA/PM:	E. ZITNY
DRAWN BY.:	H.B.
JOB NO.:	PHX18-0006-00

B:\1800\PHX18-0006-00\_The Landing\PHX18-0006-00\_3\_ARCH.rvt

3/27/2018 7:45:22 PM






**WARE MALCOMB**  
 Leading Design for Commercial Real Estate

architecture  
 planning  
 interiors  
 graphics  
 civil engineering

8181 N. Via De Nogales  
 Suite 100, AZ 85226  
 P: 480.767.1004  
 F: 480.907.2288



**THE LANDING**  
 BUILDING 3  
 EAST RAY ROAD  
 MESA, ARIZONA 85212

ROOF PLAN	
DATE	REMARKS

PA/PM: E. ZITNY  
 DRAWN BY: H.B.  
 JOB NO.: PHX18-0006-00

SHEET  
**A3.1**

- NOTES**
- 305 SINGLE-PLY ROOFING OVER WOOD DECK.
  - 312 ROOF CANOPY BELOW.
  - 313 CONCRETE TILT PANEL PARAPET.
  - 318 FLOW LINE TO DRAIN.
  - 321 ROOF DRAIN AND OVERFLOW SCUPPER.
  - 413 DRAIN LEADER. PAINTED TO MATCH ADJACENT WALL.

- ABBREVIATIONS**
- T.O.P. = TOP OF PARAPET
  - H.P. = TOP OF ROOFING - HIGH POINT
  - M.P. = TOP OF ROOFING - MID POINT
  - L.P. = TOP OF ROOFING - LOW POINT

- LEGEND**
- HATCH INDICATES AREA NOT FULLY SCREENED BY PARAPET. MECHANICAL UNITS NOT PERMITTED.

BMV:360/PHX18-0006-00\_The Landing at PHX0006\_3\_ARCH.rvt

THESE DRAWINGS AND SPECIFICATIONS ARE THE PROPERTY AND COPYRIGHT OF WARE MALCOMB AND SHALL NOT BE USED ON ANY OTHER WORK EXCEPT BY AGREEMENT WITH WARE MALCOMB. WRITTEN DIMENSIONS SHALL TAKE PRECEDENCE OVER SCALED DIMENSIONS AND SHALL BE REFERRED TO THE NOTICE OF WARE MALCOMB PRIOR TO THE COMMENCEMENT OF ANY WORK.